




MODERNISERINGSSTYRELSEN




Pensionstabeller

1. april 2012 - 31. marts 2013


Marts 2012







MODERNISERINGSSTYRELSEN



Pensionstabeller

1. april 2012 - 31. marts 2013

Marts 2012

Pensionstabeller

1. april 2012 - 31. marts 2013

Udgivet marts 2012

Udgivet af Moderniseringsstyrelsen

Publikationen kan bestilles hos:

Rosendahls-Schultz Grafisk A/S

Herstedvang 10

2620 Albertslund

Tlf. 43 63 23 00

Email post@rosendahls-schultzgrafisk.dk

Henvendelse om publikationen

kan i øvrigt ske til:

Moderniseringsstyrelsen

Email modst@modst.dk

Publikationen kan hentes på

Moderniseringsstyrelsens hjemmeside

www.modst.dk

Design BGRAPHIC, Moderniseringsstyrelsen

Foto Rune Steen Johnsson

Tryk Princo Holbæk-Hedehusene-Køge

Oplag 1.000

Pris 175 kr. ekskl. moms

ISBN 87-7956-406-2

Elektronisk publikation

ISBN 87-7956-407-0

Tabeller over tjenestemandspensioner efter 1993-loven

1. april 2012 – 31. marts 2013

Indhold

Indledning til pensionstabeller 1. april 2012 - 31. marts 2013	3
Tabel A: Egenpensioner for pensionister under og over folkepensionsalderen på skalatrin 1-55+	5
Tabel B: Ægtefællepensioner for pensionister under og over folkepensionsalderen på skalatrin 1-55+	62
Tabel C: Børnepension og børnepensionstillæg	120
Bilag I: Optjening af pension – pensionsprocenter	121
Bilag II: Pensionsgivende lønninger ekskl. procentregulering	122
Bilag III: Tillæg til pensionister under folkepensionsalderen inkl. procentregulering 34,0301 pct.	123
Bilag IV: Oversigt over lønrammer og skalatrin	124
Bilag V: Oversigt over pensionsudbetalingsalderen	125

Indledning til pensionstabeller 1. april 2012 - 31. marts 2013

Til pensionister under folkepensionsalderen ydes der et tillæg indtil denne alder.

Pensionstabellerne indeholder en oversigt over egen- og ægtefællepensioner for pensionister under og over folkepensionsalderen, beregnet efter tjenestemandspensionsloven af 1993 på skalatrin 1-55+ ved pensionsaldrer fra 1 år til 37 år.

Alle pensioner er angivet med satserne pr. 1. april 2012.

Procentreguleringen af pension udgør pr. 1. april 2012 34,0301 pct.

Beregning af aktuelle pensioner - med de pensionsprocenter, der er angivet i Bilag I - skal ske på grundlag af de pensionsgivende lønninger i Bilag II og derefter tillægges 34,0301 pct.

De tjenestemandslønninger, der ligger til grund for indbetaling af pensionsdækningsbidrag til FL § 36, fremgår af Finansministeriets lønoversigt pr. 1. april 2012, tabel 1.1.2.

Pension til tidligere kommunale tjenestemænd, der er overgået til ansættelse i staten mv. i forbindelse med kommunalreformen, beregnes på grundlag af satserne i tabellerne. Der ydes eventuelt tillæg til eller foretages fradrag i pensionerne efter reglerne i § 6 i Finansministeriets bekendtgørelse nr. 130 af 28. februar 2006 om beregning af tjenestemandspensioner og om fordeling af pensionsbyrden i forbindelse med kommunalreformen.

Som led i den politiske aftale om senere tilbagetrækning er der indført et nyt begreb, **pensionsudbetalingsalderen**, der er det tidligst mulige tidspunkt for udbetaling af alderspension i arbejdsmarkedspensionsordninger, herunder tjenestemandspensioner. Pensionsudbetalingsalderen er hjemlet i § 1 a i pensionsbeskatningsloven, jf. § 2 i lov nr. 1365 af 28. december 2011 om ændring af lov om arbejdsløshedsforsikring m.v. og flere andre love, og fastlagt i tjenestemandspensionsloven ved § 3 i samme lov.

Som bilag V til dette cirkulære er angivet en oversigt over pensionsudbetalingsalderen for de enkelte årgange. Stigningen til 62 år er fastsat i lovgivningen. Stigning herudover i tabellen er baseret på en i lovgivningen fastsat indksering af pensionsudbetalingsalderen i takt med en forventet stigning i befolkningens levetid.

De nye regler har alene virkning for tjenestemænd, der er ansat 1. januar 2007 eller senere. Tjenestemænd, der ansat før denne dato, har bevaret ret til at gå på alderspension som 60-årig.

Tabel A.

Egenpensioner for pensionister under og over
folkepensionsalderen på skalatrin 1-55+

Skalatrin 1 Egenpension

Pens. alder	Under folke- pensionsalder	Over folke- pensionsalder
1	4.216,74	3.076,59
2	8.433,49	6.153,19
3	12.650,23	9.229,78
4	16.866,97	12.306,37
5	21.083,72	15.382,97
6	25.300,46	18.459,56
7	29.517,21	21.536,16
8	33.733,96	24.612,75
9	37.950,70	27.689,34
10	42.167,45	30.765,94
11	46.384,19	33.842,53
12	50.600,93	36.919,12
13	54.817,68	39.995,72
14	59.034,42	43.072,31
15	63.251,16	46.148,90
16	67.467,91	49.225,50
17	71.245,14	51.862,58
18	75.022,37	54.499,66
19	78.799,60	57.136,74
20	82.576,83	59.773,82
21	86.354,06	62.410,90
22	90.131,29	65.047,98
23	93.908,52	67.685,06
24	97.685,76	70.322,14
25	101.462,99	72.959,22
26	105.240,22	75.596,30
27	109.017,45	78.233,38
28	112.794,68	80.870,46
29	116.571,91	83.507,54
30	120.349,14	86.144,62
31	124.126,37	88.781,70
32	127.903,60	91.418,78
33	130.801,81	93.176,84
34	133.700,01	94.934,89
35	136.598,21	96.692,94
36	140.296,42	99.251,00
37	144.194,62	102.009,05

Satserne er gældende fra 1. april 2012

Skalatrín 2 Egenpension

Pens. alder	Under folke- pensionsalder	Over folke- pensionsalder
1	4.264,35	3.124,20
2	8.528,69	6.248,39
3	12.793,04	9.372,59
4	17.057,38	12.496,78
5	21.321,73	15.620,98
6	25.586,07	18.745,17
7	29.850,42	21.869,37
8	34.114,78	24.993,57
9	38.379,12	28.117,76
10	42.643,47	31.241,96
11	46.907,81	34.366,15
12	51.172,16	37.490,35
13	55.436,50	40.614,54
14	59.700,85	43.738,74
15	63.965,20	46.862,94
16	68.229,54	49.987,13
17	72.047,57	52.665,01
18	75.865,61	55.342,90
19	79.683,64	58.020,78
20	83.501,67	60.698,66
21	87.319,70	63.376,54
22	91.137,73	66.054,42
23	94.955,77	68.732,31
24	98.773,81	71.410,19
25	102.591,84	74.088,07
26	106.409,87	76.765,95
27	110.227,90	79.443,83
28	114.045,94	82.121,72
29	117.863,97	84.799,60
30	121.682,00	87.477,48
31	125.500,03	90.155,36
32	129.318,06	92.833,24
33	132.243,47	94.618,50
34	135.168,87	96.403,75
35	138.094,28	98.189,01
36	141.819,68	100.774,26
37	145.745,09	103.559,52

Satserne er gældende fra 1. april 2012

Skalatrin 3 Egenpension

Pens. alder	Under folke- pensionsalder	Over folke- pensionsalder
1	4.313,24	3.173,09
2	8.626,48	6.346,18
3	12.939,72	9.519,27
4	17.252,96	12.692,36
5	21.566,20	15.865,45
6	25.879,44	19.038,54
7	30.192,68	22.211,63
8	34.505,92	25.384,71
9	38.819,16	28.557,80
10	43.132,40	31.730,89
11	47.445,64	34.903,98
12	51.758,88	38.077,07
13	56.072,12	41.250,16
14	60.385,36	44.423,25
15	64.698,60	47.596,34
16	69.011,84	50.769,43
17	72.871,78	53.489,22
18	76.731,72	56.209,01
19	80.591,66	58.928,80
20	84.451,60	61.648,59
21	88.311,54	64.368,38
22	92.171,48	67.088,17
23	96.031,43	69.807,97
24	99.891,38	72.527,76
25	103.751,32	75.247,55
26	107.611,26	77.967,34
27	111.471,20	80.687,13
28	115.331,14	83.406,92
29	119.191,08	86.126,71
30	123.051,02	88.846,50
31	126.910,96	91.566,29
32	130.770,90	94.286,08
33	133.724,25	96.099,28
34	136.677,59	97.912,47
35	139.630,93	99.725,66
36	143.384,28	102.338,86
37	147.337,62	105.152,05

Satserne er gældende fra 1. april 2012

Skalatrín 4 Egenpension

Pens. alder	Under folke- pensionsalder	Over folke- pensionsalder
1	4.363,49	3.223,34
2	8.726,98	6.446,68
3	13.090,47	9.670,02
4	17.453,96	12.893,36
5	21.817,45	16.116,70
6	26.180,94	19.340,04
7	30.544,43	22.563,38
8	34.907,92	25.786,71
9	39.271,41	29.010,05
10	43.634,90	32.233,39
11	47.998,39	35.456,73
12	52.361,88	38.680,07
13	56.725,37	41.903,41
14	61.088,86	45.126,75
15	65.452,35	48.350,09
16	69.815,84	51.573,43
17	73.718,85	54.336,29
18	77.621,86	57.099,15
19	81.524,88	59.862,02
20	85.427,89	62.624,88
21	89.330,90	65.387,74
22	93.233,91	68.150,60
23	97.136,93	70.913,47
24	101.039,95	73.676,33
25	104.942,96	76.439,19
26	108.845,97	79.202,05
27	112.748,98	81.964,91
28	116.652,00	84.727,78
29	120.555,01	87.490,64
30	124.458,02	90.253,50
31	128.361,03	93.016,36
32	132.264,05	95.779,23
33	135.246,10	97.621,13
34	138.228,16	99.463,04
35	141.210,22	101.304,95
36	144.992,28	103.946,86
37	148.974,34	106.788,77

Satserne er gældende fra 1. april 2012

Skalatrín 5 Egenpension

Pens. alder	Under folke- pensionsalder	Over folke- pensionsalder
1	4.415,10	3.274,95
2	8.830,19	6.549,89
3	13.245,29	9.824,84
4	17.660,38	13.099,78
5	22.075,48	16.374,73
6	26.490,58	19.649,68
7	30.905,67	22.924,62
8	35.320,78	26.199,57
9	39.735,87	29.474,51
10	44.150,97	32.749,46
11	48.566,07	36.024,41
12	52.981,16	39.299,35
13	57.396,26	42.574,30
14	61.811,35	45.849,24
15	66.226,45	49.124,19
16	70.641,55	52.399,14
17	74.588,79	55.206,23
18	78.536,04	58.013,33
19	82.483,29	60.820,43
20	86.430,53	63.627,52
21	90.377,78	66.434,62
22	94.325,02	69.241,71
23	98.272,27	72.048,81
24	102.219,53	74.855,91
25	106.166,77	77.663,00
26	110.114,02	80.470,10
27	114.061,27	83.277,20
28	118.008,51	86.084,29
29	121.955,76	88.891,39
30	125.903,01	91.698,49
31	129.850,25	94.505,58
32	133.797,50	97.312,68
33	136.809,05	99.184,08
34	139.820,60	101.055,48
35	142.832,14	102.926,87
36	146.643,69	105.598,27
37	150.655,24	108.469,67

Satserne er gældende fra 1. april 2012

Skalatrín 6 Egenpension

Pens. alder	Under folke- pensionsalder	Over folke- pensionsalder
1	4.468,16	3.328,01
2	8.936,31	6.656,01
3	13.404,47	9.984,02
4	17.872,62	13.312,02
5	22.340,78	16.640,03
6	26.808,93	19.968,03
7	31.277,09	23.296,04
8	35.745,25	26.624,04
9	40.213,41	29.952,05
10	44.681,56	33.280,05
11	49.149,72	36.608,06
12	53.617,88	39.936,07
13	58.086,03	43.264,07
14	62.554,19	46.592,08
15	67.022,34	49.920,08
16	71.490,50	53.248,09
17	75.958,66	56.576,10
18	80.426,81	59.904,11
19	84.894,97	63.232,12
20	89.363,12	66.560,13
21	93.831,28	69.888,14
22	98.299,43	73.216,15
23	102.767,59	76.544,16
24	107.235,74	79.872,17
25	111.703,90	83.200,18
26	116.172,05	86.528,19
27	120.640,21	89.856,20
28	125.108,36	93.184,21
29	129.576,52	96.512,22
30	134.044,67	99.840,23
31	138.512,83	103.168,24
32	142.980,98	106.496,25
33	147.449,14	109.824,26
34	151.917,29	113.152,27
35	156.385,45	116.480,28
36	160.853,60	119.808,29
37	165.321,76	123.136,30

Satserne er gældende fra 1. april 2012

Skalatrin 7 Egenpension

Pens. alder	Under folke- pensionsalder	Over folke- pensionsalder
1	4.522,64	3.382,49
2	9.045,27	6.764,97
3	13.567,91	10.147,46
4	18.090,55	13.529,95
5	22.613,18	16.912,43
6	27.135,82	20.294,92
7	31.658,45	23.677,40
8	36.181,10	27.059,89
9	40.703,74	30.442,38
10	45.226,37	33.824,86
11	49.749,01	37.207,35
12	54.271,65	40.589,84
13	58.794,28	43.972,32
14	63.316,92	47.354,81
15	67.839,55	50.737,29
16	72.362,19	54.119,78
17	76.401,61	57.019,05
18	80.441,04	59.918,33
19	84.480,46	62.817,60
20	88.519,89	65.716,88
21	92.559,31	68.616,15
22	96.598,73	71.515,42
23	100.638,16	74.414,70
24	104.677,59	77.313,97
25	108.717,02	80.213,25
26	112.756,44	83.112,52
27	116.795,86	86.011,79
28	120.835,29	88.911,07
29	124.874,71	91.810,34
30	128.914,14	94.709,62
31	132.953,56	97.608,89
32	136.992,98	100.508,16
33	140.065,98	102.441,01
34	143.138,98	104.373,86
35	146.211,98	106.306,71
36	150.084,98	109.039,56
37	154.157,98	111.972,41

Satserne er gældende fra 1. april 2012

Skalatrín 8 Egenpension

Pens. alder	Under folke- pensionsalder	Over folke- pensionsalder
1	4.578,63	3.438,48
2	9.157,27	6.876,97
3	13.735,90	10.315,45
4	18.314,54	13.753,94
5	22.893,17	17.192,42
6	27.471,81	20.630,91
7	32.050,44	24.069,39
8	36.629,09	27.507,88
9	41.207,72	30.946,36
10	45.786,36	34.384,85
11	50.364,99	37.823,33
12	54.943,63	41.261,82
13	59.522,26	44.700,30
14	64.100,90	48.138,79
15	68.679,53	51.577,27
16	73.258,17	55.015,76
17	77.345,59	57.963,03
18	81.433,01	60.910,30
19	85.520,43	63.857,57
20	89.607,86	66.804,85
21	93.695,28	69.752,12
22	97.782,70	72.699,39
23	101.870,12	75.646,66
24	105.957,56	78.593,94
25	110.044,98	81.541,21
26	114.132,40	84.488,48
27	118.219,82	87.435,75
28	122.307,25	90.383,03
29	126.394,67	93.330,30
30	130.482,09	96.277,57
31	134.569,51	99.224,84
32	138.656,94	102.172,12
33	141.761,94	104.136,97
34	144.866,93	106.101,81
35	147.971,93	108.066,66
36	151.876,93	110.831,51
37	155.981,93	113.796,36

Satserne er gældende fra 1. april 2012

Skalatrín 9 Egenpension

Pens. alder	Under folke- pensionsalder	Over folke- pensionsalder
1	4.636,18	3.496,03
2	9.272,37	6.992,07
3	13.908,55	10.488,10
4	18.544,73	13.984,13
5	23.180,92	17.480,17
6	27.817,10	20.976,20
7	32.453,28	24.472,23
8	37.089,48	27.968,27
9	41.725,66	31.464,30
10	46.361,84	34.960,33
11	50.998,03	38.456,37
12	55.634,21	41.952,40
13	60.270,39	45.448,43
14	64.906,58	48.944,47
15	69.542,76	52.440,50
16	74.178,95	55.936,54
17	78.315,70	58.933,14
18	82.452,45	61.929,74
19	86.589,20	64.926,34
20	90.725,95	67.922,94
21	94.862,70	70.919,54
22	98.999,45	73.916,14
23	103.136,20	76.912,74
24	107.272,96	79.909,34
25	111.409,71	82.905,94
26	115.546,46	85.902,54
27	119.683,21	88.899,14
28	123.819,96	91.895,74
29	127.956,71	94.892,34
30	132.093,46	97.888,94
31	136.230,21	100.885,54
32	140.366,96	103.882,14
33	143.504,84	105.879,87
34	146.642,72	107.877,60
35	149.780,61	109.875,34
36	153.718,49	112.673,07
37	157.856,37	115.670,80

Satserne er gældende fra 1. april 2012

Skalatrín 10 Egenpension

Pens. alder	Under folke- pensionsalder	Over folke- pensionsalder
1	4.695,31	3.555,16
2	9.390,63	7.110,33
3	14.085,94	10.665,49
4	18.781,26	14.220,66
5	23.476,57	17.775,82
6	28.171,89	21.330,99
7	32.867,20	24.886,15
8	37.562,53	28.441,32
9	42.257,84	31.996,48
10	46.953,15	35.551,64
11	51.648,47	39.106,81
12	56.343,78	42.661,97
13	61.039,10	46.217,14
14	65.734,41	49.772,30
15	70.429,73	53.327,47
16	75.125,04	56.882,63
17	79.312,47	59.929,91
18	83.499,91	62.977,20
19	87.687,34	66.024,48
20	91.874,78	69.071,77
21	96.062,21	72.119,05
22	100.249,64	75.166,33
23	104.437,08	78.213,62
24	108.624,52	81.260,90
25	112.811,95	84.308,18
26	116.999,39	87.355,47
27	121.186,82	90.402,75
28	125.374,26	93.450,04
29	129.561,69	96.497,32
30	133.749,12	99.544,60
31	137.936,56	102.591,89
32	142.123,99	105.639,17
33	145.295,66	107.670,69
34	148.467,34	109.702,22
35	151.639,01	111.733,74
36	155.610,68	114.565,26
37	159.782,35	117.596,78

Satserne er gældende fra 1. april 2012

Skalatrín 11 Egenpension

Pens. alder	Under folke- pensionsalder	Over folke- pensionsalder
1	4.756,06	3.615,91
2	9.512,12	7.231,82
3	14.268,18	10.847,73
4	19.024,24	14.463,64
5	23.780,30	18.079,55
6	28.536,36	21.695,46
7	33.292,42	25.311,37
8	38.048,49	28.927,28
9	42.804,55	32.543,19
10	47.560,61	36.159,10
11	52.316,67	39.775,01
12	57.072,73	43.390,92
13	61.828,79	47.006,83
14	66.584,85	50.622,74
15	71.340,91	54.238,65
16	76.096,97	57.854,56
17	80.336,47	60.953,91
18	84.575,98	64.053,27
19	88.815,48	67.152,62
20	93.054,98	70.251,97
21	97.294,48	73.351,32
22	101.533,98	76.450,67
23	105.773,48	79.550,02
24	110.013,00	82.649,38
25	114.252,50	85.748,73
26	118.492,00	88.848,08
27	122.731,50	91.947,43
28	126.971,00	95.046,78
29	131.210,50	98.146,13
30	135.450,01	101.245,49
31	139.689,51	104.344,84
32	143.929,01	107.444,19
33	147.135,39	109.510,42
34	150.341,78	111.576,66
35	153.548,16	113.642,89
36	157.554,55	116.509,13
37	161.760,93	119.575,36

Satserne er gældende fra 1. april 2012

Skalatrin 12 Egenpension

Pens. alder	Under folke- pensionsalder	Over folke- pensionsalder
1	4.818,49	3.678,34
2	9.636,97	7.356,67
3	14.455,46	11.035,01
4	19.273,94	14.713,34
5	24.092,43	18.391,68
6	28.910,91	22.070,01
7	33.729,40	25.748,35
8	38.547,89	29.426,68
9	43.366,38	33.105,02
10	48.184,86	36.783,35
11	53.003,35	40.461,69
12	57.821,83	44.140,02
13	62.640,32	47.818,36
14	67.458,80	51.496,69
15	72.277,29	55.175,03
16	77.095,78	58.853,37
17	81.388,78	62.006,22
18	85.681,79	65.159,08
19	89.974,80	68.311,94
20	94.267,81	71.464,80
21	98.560,82	74.617,66
22	102.853,83	77.770,52
23	107.146,84	80.923,38
24	111.439,86	84.076,24
25	115.732,86	87.229,09
26	120.025,87	90.381,95
27	124.318,88	93.534,81
28	128.611,89	96.687,67
29	132.904,90	99.840,53
30	137.197,91	102.993,39
31	141.490,92	106.146,25
32	145.783,93	109.299,11
33	149.025,98	111.401,01
34	152.268,04	113.502,92
35	155.510,09	115.604,82
36	159.552,15	118.506,73
37	163.794,21	121.608,64

Satserne er gældende fra 1. april 2012

Skalatrín 13 Egenpension

Pens. alder	Under folke- pensionsalder	Over folke- pensionsalder
1	4.882,62	3.742,47
2	9.765,24	7.484,94
3	14.647,87	11.227,42
4	19.530,49	14.969,89
5	24.413,11	18.712,36
6	29.295,73	22.454,83
7	34.178,35	26.197,30
8	39.060,99	29.939,78
9	43.943,61	33.682,25
10	48.826,23	37.424,72
11	53.708,85	41.167,19
12	58.591,48	44.909,67
13	63.474,10	48.652,14
14	68.356,72	52.394,61
15	73.239,34	56.137,08
16	78.121,96	59.879,55
17	82.469,95	63.087,39
18	86.817,93	66.295,22
19	91.165,91	69.503,05
20	95.513,90	72.710,89
21	99.861,88	75.918,72
22	104.209,86	79.126,55
23	108.557,85	82.334,39
24	112.905,84	85.542,22
25	117.253,82	88.750,05
26	121.601,81	91.957,89
27	125.949,79	95.165,72
28	130.297,77	98.373,55
29	134.645,76	101.581,39
30	138.993,74	104.789,22
31	143.341,72	107.997,05
32	147.689,71	111.204,89
33	150.968,41	113.343,44
34	154.247,12	115.482,00
35	157.525,82	117.620,55
36	161.604,53	120.559,11
37	165.883,23	123.697,66

Satserne er gældende fra 1. april 2012

Skalatrín 14 Egenpension

Pens. alder	Under folke- pensionsalder	Over folke- pensionsalder
1	4.948,53	3.808,38
2	9.897,07	7.616,77
3	14.845,60	11.425,15
4	19.794,14	15.233,54
5	24.742,67	19.041,92
6	29.691,21	22.850,31
7	34.639,74	26.658,69
8	39.588,29	30.467,08
9	44.536,82	34.275,46
10	49.485,36	38.083,85
11	54.433,89	41.892,23
12	59.382,43	45.700,62
13	64.330,96	49.509,00
14	69.279,50	53.317,39
15	74.228,03	57.125,77
16	79.176,57	60.934,16
17	83.581,05	64.198,49
18	87.985,53	67.462,82
19	92.390,01	70.727,15
20	96.794,49	73.991,48
21	101.198,97	77.255,81
22	105.603,45	80.520,14
23	110.007,93	83.784,47
24	114.412,42	87.048,80
25	118.816,90	90.313,13
26	123.221,38	93.577,46
27	127.625,86	96.841,79
28	132.030,34	100.106,12
29	136.434,82	103.370,45
30	140.839,30	106.634,78
31	145.243,77	109.899,10
32	149.648,25	113.163,43
33	152.964,62	115.339,65
34	156.280,99	117.515,87
35	159.597,36	119.692,09
36	163.713,73	122.668,31
37	168.030,10	125.844,53

Satserne er gældende fra 1. april 2012

Skalatrín 15 Egenpension

Pens. alder	Under folke- pensionsalder	Over folke- pensionsalder
1	5.016,22	3.876,07
2	10.032,45	7.752,15
3	15.048,67	11.628,22
4	20.064,90	15.504,30
5	25.081,12	19.380,37
6	30.097,34	23.256,44
7	35.113,57	27.132,52
8	40.129,80	31.008,59
9	45.146,03	34.884,67
10	50.162,25	38.760,74
11	55.178,47	42.636,81
12	60.194,70	46.512,89
13	65.210,92	50.388,96
14	70.227,15	54.265,04
15	75.243,37	58.141,11
16	80.259,59	62.017,18
17	84.722,09	65.339,53
18	89.184,59	68.661,88
19	93.647,09	71.984,23
20	98.109,59	75.306,58
21	102.572,09	78.628,93
22	107.034,59	81.951,28
23	111.497,09	85.273,63
24	115.959,60	88.595,98
25	120.422,10	91.918,33
26	124.884,59	95.240,67
27	129.347,09	98.563,02
28	133.809,59	101.885,37
29	138.272,09	105.207,72
30	142.734,59	108.530,07
31	147.197,09	111.852,42
32	151.659,59	115.174,77
33	155.014,64	117.389,67
34	158.369,69	119.604,57
35	161.724,74	121.819,47
36	165.879,79	124.834,37
37	170.234,84	128.049,27

Satserne er gældende fra 1. april 2012

Skalatrin 16 Egenpension

Pens. alder	Under folke- pensionsalder	Over folke- pensionsalder
1	5.085,82	3.945,67
2	10.171,64	7.891,34
3	15.257,45	11.837,00
4	20.343,27	15.782,67
5	25.429,09	19.728,34
6	30.514,91	23.674,01
7	35.600,73	27.619,68
8	40.686,56	31.565,35
9	45.772,37	35.511,01
10	50.858,19	39.456,68
11	55.944,01	43.402,35
12	61.029,83	47.348,02
13	66.115,65	51.293,69
14	71.201,47	55.239,36
15	76.287,28	59.185,02
16	81.373,10	63.130,69
17	85.895,25	66.512,69
18	90.417,41	69.894,70
19	94.939,56	73.276,70
20	99.461,71	76.658,70
21	103.983,86	80.040,70
22	108.506,01	83.422,70
23	113.028,16	86.804,70
24	117.550,32	90.186,70
25	122.072,48	93.568,71
26	126.594,63	96.950,71
27	131.116,78	100.332,71
28	135.638,93	103.714,71
29	140.161,08	107.096,71
30	144.683,23	110.478,71
31	149.205,38	113.860,71
32	153.727,54	117.242,72
33	157.122,35	119.497,38
34	160.517,17	121.752,05
35	163.911,99	124.006,72
36	168.106,81	127.061,39
37	172.501,62	130.316,05

Satserne er gældende fra 1. april 2012

Skalatrin 17 Egenpension

Pens. alder	Under folke- pensionsalder	Over folke- pensionsalder
1	5.157,29	4.017,14
2	10.314,57	8.034,27
3	15.471,86	12.051,41
4	20.629,14	16.068,54
5	25.786,43	20.085,68
6	30.943,72	24.102,82
7	36.101,00	28.119,95
8	41.258,30	32.137,09
9	46.415,58	36.154,22
10	51.572,87	40.171,36
11	56.730,15	44.188,49
12	61.887,44	48.205,63
13	67.044,73	52.222,77
14	72.202,01	56.239,90
15	77.359,30	60.257,04
16	82.516,58	64.274,17
17	87.099,99	67.717,43
18	91.683,40	71.160,69
19	96.266,81	74.603,95
20	100.850,22	78.047,21
21	105.433,63	81.490,47
22	110.017,04	84.933,73
23	114.600,45	88.376,99
24	119.183,87	91.820,25
25	123.767,28	95.263,51
26	128.350,69	98.706,77
27	132.934,10	102.150,03
28	137.517,51	105.593,29
29	142.100,91	109.036,54
30	146.684,32	112.479,80
31	151.267,73	115.923,06
32	155.851,14	119.366,32
33	159.286,80	121.661,83
34	162.722,45	123.957,33
35	166.158,11	126.252,84
36	170.393,77	129.348,35
37	174.829,42	132.643,85

Satserne er gældende fra 1. april 2012

Skalatrin 18 Egenpension

Pens. alder	Under folke- pensionsalder	Over folke- pensionsalder
1	5.230,76	4.090,61
2	10.461,51	8.181,21
3	15.692,27	12.271,82
4	20.923,02	16.362,42
5	26.153,78	20.453,03
6	31.384,53	24.543,63
7	36.615,29	28.634,24
8	41.846,06	32.724,85
9	47.076,81	36.815,45
10	52.307,57	40.906,06
11	57.538,32	44.996,66
12	62.769,08	49.087,27
13	67.999,83	53.177,87
14	73.230,59	57.268,48
15	78.461,35	61.359,09
16	83.692,10	65.449,69
17	88.338,49	68.955,93
18	92.984,87	72.462,16
19	97.631,25	75.968,39
20	102.277,64	79.474,63
21	106.924,02	82.980,86
22	111.570,40	86.487,09
23	116.216,79	89.993,33
24	120.863,18	93.499,56
25	125.509,56	97.005,79
26	130.155,95	100.512,03
27	134.802,33	104.018,26
28	139.448,71	107.524,49
29	144.095,10	111.030,73
30	148.741,48	114.536,96
31	153.387,86	118.043,19
32	158.034,25	121.549,43
33	161.511,89	123.886,92
34	164.989,53	126.224,41
35	168.467,17	128.561,90
36	172.744,80	131.699,38
37	177.222,44	135.036,87

Satserne er gældende fra 1. april 2012

Skalatrín 19 Egenpension

Pens. alder	Under folke- pensionsalder	Over folke- pensionsalder
1	5.306,23	4.166,08
2	10.612,46	8.332,16
3	15.918,68	12.498,23
4	21.224,91	16.664,31
5	26.531,14	20.830,39
6	31.837,37	24.996,47
7	37.143,59	29.162,54
8	42.449,83	33.328,62
9	47.756,06	37.494,70
10	53.062,29	41.660,78
11	58.368,51	45.826,85
12	63.674,74	49.992,93
13	68.980,97	54.159,01
14	74.287,20	58.325,09
15	79.593,42	62.491,16
16	84.899,65	66.657,24
17	89.610,73	70.228,17
18	94.321,80	73.799,09
19	99.032,87	77.370,01
20	103.743,95	80.940,94
21	108.455,02	84.511,86
22	113.166,09	88.082,78
23	117.877,17	91.653,71
24	122.588,25	95.224,63
25	127.299,33	98.795,56
26	132.010,40	102.366,48
27	136.721,47	105.937,40
28	141.432,55	109.508,33
29	146.143,62	113.079,25
30	150.854,69	116.650,17
31	155.565,77	120.221,10
32	160.276,84	123.792,02
33	163.797,61	126.172,64
34	167.318,37	128.553,25
35	170.839,14	130.933,87
36	175.159,90	134.114,48
37	179.680,67	137.495,10

Satserne er gældende fra 1. april 2012

Skalatin 20 Egenpension

Pens. alder	Under folke- pensionsalder	Over folke- pensionsalder
1	5.383,77	4.243,62
2	10.767,53	8.487,23
3	16.151,30	12.730,85
4	21.535,07	16.974,47
5	26.918,83	21.218,08
6	32.302,60	25.461,70
7	37.686,37	29.705,32
8	43.070,14	33.948,93
9	48.453,91	38.192,55
10	53.837,68	42.436,17
11	59.221,44	46.679,78
12	64.605,21	50.923,40
13	69.988,98	55.167,02
14	75.372,74	59.410,63
15	80.756,51	63.654,25
16	86.140,28	67.897,87
17	90.917,81	71.535,25
18	95.695,35	75.172,64
19	100.472,88	78.810,02
20	105.250,42	82.447,41
21	110.027,95	86.084,79
22	114.805,49	89.722,18
23	119.583,03	93.359,57
24	124.360,57	96.996,95
25	129.138,11	100.634,34
26	133.915,64	104.271,72
27	138.693,18	107.909,11
28	143.470,71	111.546,49
29	148.248,25	115.183,88
30	153.025,79	118.821,27
31	157.803,32	122.458,65
32	162.580,86	126.096,04
33	166.145,93	128.520,96
34	169.711,01	130.945,89
35	173.276,08	133.370,81
36	177.641,15	136.595,73
37	182.206,23	140.020,66

Satserne er gældende fra 1. april 2012

Skalatrin 21 Egenpension

Pens. alder	Under folke- pensionsalder	Over folke- pensionsalder
1	5.463,47	4.323,32
2	10.926,94	8.646,64
3	16.390,41	12.969,96
4	21.853,88	17.293,28
5	27.317,35	21.616,60
6	32.780,81	25.939,91
7	38.244,28	30.263,23
8	43.707,76	34.586,55
9	49.171,23	38.909,87
10	54.634,70	43.233,19
11	60.098,17	47.556,51
12	65.561,64	51.879,83
13	71.025,11	56.203,15
14	76.488,58	60.526,47
15	81.952,05	64.849,79
16	87.415,51	69.173,10
17	92.261,37	72.878,81
18	97.107,22	76.584,51
19	101.953,07	80.290,21
20	106.798,92	83.995,91
21	111.644,77	87.701,61
22	116.490,63	91.407,32
23	121.336,48	95.113,02
24	126.182,34	98.818,72
25	131.028,19	102.524,42
26	135.874,04	106.230,12
27	140.719,90	109.935,83
28	145.565,75	113.641,53
29	150.411,60	117.347,23
30	155.257,45	121.052,93
31	160.103,30	124.758,63
32	164.949,16	128.464,34
33	168.559,77	130.934,80
34	172.170,39	133.405,27
35	175.781,01	135.875,74
36	180.191,63	139.146,21
37	184.802,25	142.616,68

Satserne er gældende fra 1. april 2012

Skalatrín 22 Egenpension

Pens. alder	Under folke- pensionsalder	Over folke- pensionsalder
1	5.543,11	4.402,96
2	11.086,21	8.805,91
3	16.629,32	13.208,87
4	22.172,42	17.611,82
5	27.715,53	22.014,78
6	33.258,63	26.417,73
7	38.801,74	30.820,69
8	44.344,85	35.223,64
9	49.887,96	39.626,60
10	55.431,07	44.029,56
11	60.974,17	48.432,51
12	66.517,28	52.835,47
13	72.060,38	57.238,42
14	77.603,49	61.641,38
15	83.146,59	66.044,33
16	88.689,70	70.447,29
17	93.603,81	74.221,25
18	98.517,92	77.995,21
19	103.432,03	81.769,17
20	108.346,15	85.543,14
21	113.260,26	89.317,10
22	118.174,37	93.091,06
23	123.088,48	96.865,02
24	128.002,60	100.638,98
25	132.916,72	104.412,95
26	137.830,83	108.186,91
27	142.744,94	111.960,87
28	147.659,05	115.734,83
29	152.573,16	119.508,79
30	157.487,28	123.282,76
31	162.401,39	127.056,72
32	167.315,50	130.830,68
33	170.971,62	133.346,65
34	174.627,75	135.862,63
35	178.283,87	138.378,60
36	182.740,00	141.694,58
37	187.396,12	145.210,55

Satserne er gældende fra 1. april 2012

Skalatrín 23 Egenpension

Pens. alder	Under folke- pensionsalder	Over folke- pensionsalder
1	5.622,55	4.482,40
2	11.245,10	8.964,80
3	16.867,65	13.447,20
4	22.490,19	17.929,59
5	28.112,74	22.411,99
6	33.735,29	26.894,39
7	39.357,84	31.376,79
8	44.980,40	35.859,19
9	50.602,95	40.341,59
10	56.225,50	44.823,99
11	61.848,05	49.306,39
12	67.470,59	53.788,78
13	73.093,14	58.271,18
14	78.715,69	62.753,58
15	84.338,24	67.235,98
16	89.960,79	71.718,38
17	94.943,00	75.560,44
18	99.925,20	79.402,49
19	104.907,41	83.244,55
20	109.889,61	87.086,60
21	114.871,82	90.928,66
22	119.854,03	94.770,72
23	124.836,23	98.612,77
24	129.818,45	102.454,83
25	134.800,65	106.296,88
26	139.782,86	110.138,94
27	144.765,07	113.981,00
28	149.747,27	117.823,05
29	154.729,48	121.665,11
30	159.711,68	125.507,16
31	164.693,89	129.349,22
32	169.676,10	133.191,28
33	173.377,62	135.752,65
34	177.079,14	138.314,02
35	180.780,66	140.875,39
36	185.282,18	144.236,76
37	189.983,70	147.798,13

Satserne er gældende fra 1. april 2012

Skalatrín 24 Egenpension

Pens. alder	Under folke- pensionsalder	Over folke- pensionsalder
1	5.704,25	4.564,10
2	11.408,50	9.128,20
3	17.112,75	13.692,30
4	22.817,00	18.256,40
5	28.521,25	22.820,50
6	34.225,50	27.384,60
7	39.929,75	31.948,70
8	45.634,01	36.512,80
9	51.338,26	41.076,90
10	57.042,51	45.641,00
11	62.746,76	50.205,10
12	68.451,02	54.769,21
13	74.155,27	59.333,31
14	79.859,52	63.897,41
15	85.563,77	68.461,51
16	91.268,02	73.025,61
17	96.320,25	76.937,69
18	101.372,49	80.849,78
19	106.424,73	84.761,87
20	111.476,96	88.673,95
21	116.529,20	92.586,04
22	121.581,43	96.498,12
23	126.633,67	100.410,21
24	131.685,92	104.322,30
25	136.738,15	108.234,38
26	141.790,39	112.146,47
27	146.842,62	116.058,55
28	151.894,86	119.970,64
29	156.947,10	123.882,73
30	161.999,33	127.794,81
31	167.051,57	131.706,90
32	172.103,80	135.618,98
33	175.852,01	138.227,04
34	179.600,22	140.835,10
35	183.348,43	143.443,16
36	187.896,63	146.851,21
37	192.644,84	150.459,27

Satserne er gældende fra 1. april 2012

Skalatrín 25 Egenpension

Pens. alder	Under folke- pensionsalder	Over folke- pensionsalder
1	5.788,07	4.647,92
2	11.576,14	9.295,84
3	17.364,21	13.943,76
4	23.152,28	18.591,68
5	28.940,35	23.239,60
6	34.728,42	27.887,52
7	40.516,49	32.535,44
8	46.304,56	37.183,35
9	52.092,63	41.831,27
10	57.880,70	46.479,19
11	63.668,77	51.127,11
12	69.456,84	55.775,03
13	75.244,91	60.422,95
14	81.032,98	65.070,87
15	86.821,05	69.718,79
16	92.609,12	74.366,71
17	97.733,20	78.350,64
18	102.857,28	82.334,57
19	107.981,36	86.318,50
20	113.105,44	90.302,43
21	118.229,52	94.286,36
22	123.353,60	98.270,29
23	128.477,69	102.254,23
24	133.601,78	106.238,16
25	138.725,86	110.222,09
26	143.849,94	114.206,02
27	148.974,02	118.189,95
28	154.098,10	122.173,88
29	159.222,18	126.157,81
30	164.346,26	130.141,74
31	169.470,34	134.125,67
32	174.594,42	138.109,60
33	178.390,53	140.765,56
34	182.186,63	143.421,51
35	185.982,73	146.077,46
36	190.578,84	149.533,42
37	195.374,94	153.189,37

Satserne er gældende fra 1. april 2012

Skalatrín 26 Egenpension

Pens. alder	Under folke- pensionsalder	Over folke- pensionsalder
1	5.874,09	4.733,94
2	11.748,18	9.467,88
3	17.622,28	14.201,83
4	23.496,37	18.935,77
5	29.370,46	23.669,71
6	35.244,55	28.403,65
7	41.118,65	33.137,60
8	46.992,75	37.871,54
9	52.866,84	42.605,48
10	58.740,93	47.339,42
11	64.615,03	52.073,37
12	70.489,12	56.807,31
13	76.363,21	61.541,25
14	82.237,30	66.275,19
15	88.111,39	71.009,13
16	93.985,49	75.743,08
17	99.183,30	79.800,74
18	104.381,12	83.858,41
19	109.578,93	87.916,07
20	114.776,75	91.973,74
21	119.974,56	96.031,40
22	125.172,38	100.089,07
23	130.370,19	104.146,73
24	135.568,02	108.204,40
25	140.765,83	112.262,06
26	145.963,65	116.319,73
27	151.161,46	120.377,39
28	156.359,28	124.435,06
29	161.557,09	128.492,72
30	166.754,91	132.550,39
31	171.952,72	136.608,05
32	177.150,53	140.665,71
33	180.995,79	143.370,82
34	184.841,05	146.075,93
35	188.686,31	148.781,04
36	193.331,57	152.286,15
37	198.176,83	155.991,26

Satserne er gældende fra 1. april 2012

Skalatrín 27 Egenpension

Pens. alder	Under folke- pensionsalder	Over folke- pensionsalder
1	5.962,34	4.822,19
2	11.924,68	9.644,38
3	17.887,03	14.466,58
4	23.849,37	19.288,77
5	29.811,71	24.110,96
6	35.774,05	28.933,15
7	41.736,39	33.755,34
8	47.698,74	38.577,53
9	53.661,09	43.399,73
10	59.623,43	48.221,92
11	65.585,77	53.044,11
12	71.548,11	57.866,30
13	77.510,45	62.688,49
14	83.472,80	67.510,69
15	89.435,14	72.332,88
16	95.397,48	77.155,07
17	100.670,94	81.288,38
18	105.944,39	85.421,68
19	111.217,85	89.554,99
20	116.491,31	93.688,30
21	121.764,77	97.821,61
22	127.038,22	101.954,91
23	132.311,68	106.088,22
24	137.585,15	110.221,53
25	142.858,61	114.354,84
26	148.132,06	118.488,14
27	153.405,52	122.621,45
28	158.678,98	126.754,76
29	163.952,43	130.888,06
30	169.225,89	135.021,37
31	174.499,35	139.154,68
32	179.772,81	143.287,99
33	183.668,49	146.043,52
34	187.564,18	148.799,06
35	191.459,87	151.554,60
36	195.555,56	154.510,14
37	200.251,25	158.065,68

Satserne er gældende fra 1. april 2012

Skalatrín 28 Egenpension

Pens. alder	Under folke- pensionsalder	Over folke- pensionsalder
1	6.052,94	4.912,79
2	12.105,87	9.825,57
3	18.158,81	14.738,36
4	24.211,74	19.651,14
5	30.264,68	24.563,93
6	36.317,62	29.476,72
7	42.370,55	34.389,50
8	48.423,50	39.302,29
9	54.476,44	44.215,08
10	60.529,37	49.127,86
11	66.582,31	54.040,65
12	72.635,24	58.953,43
13	78.688,18	63.866,22
14	84.741,12	68.779,01
15	90.794,05	73.691,79
16	96.846,99	78.604,58
17	102.198,10	82.815,54
18	107.549,21	87.026,50
19	112.900,32	91.237,46
20	118.251,43	95.448,42
21	123.602,54	99.659,38
22	128.953,65	103.870,34
23	134.304,76	108.081,30
24	139.655,88	112.292,26
25	145.006,99	116.503,22
26	150.358,10	120.714,18
27	155.709,20	124.925,13
28	161.060,31	129.136,09
29	166.411,42	133.347,05
30	171.762,53	137.558,01
31	177.113,64	141.768,97
32	182.464,75	145.979,93
33	186.412,21	148.787,24
34	190.359,67	151.594,55
35	194.307,12	154.401,85
36	198.254,58	157.209,16
37	202.402,03	160.216,46

Satserne er gældende fra 1. april 2012

Skalatin 29 Egenpension

Pens. alder	Under folke- pensionsalder	Over folke- pensionsalder
1	6.145,86	5.005,71
2	12.291,73	10.011,43
3	18.437,59	15.017,14
4	24.583,46	20.022,86
5	30.729,32	25.028,57
6	36.875,19	30.034,29
7	43.021,05	35.040,00
8	49.166,93	40.045,72
9	55.312,79	45.051,43
10	61.458,66	50.057,15
11	67.604,52	55.062,86
12	73.750,38	60.068,57
13	79.896,25	65.074,29
14	86.042,11	70.080,00
15	92.187,98	75.085,72
16	98.333,84	80.091,43
17	103.764,60	84.382,04
18	109.195,37	88.672,66
19	114.626,13	92.963,27
20	120.056,89	97.253,88
21	125.487,65	101.544,49
22	130.918,42	105.835,11
23	136.349,18	110.125,72
24	141.779,95	114.416,33
25	147.210,71	118.706,94
26	152.641,48	122.997,56
27	158.072,24	127.288,17
28	163.503,00	131.578,78
29	168.933,76	135.869,39
30	174.364,53	140.160,01
31	179.795,29	144.450,62
32	185.226,05	148.741,23
33	189.226,61	151.601,64
34	193.227,17	154.462,05
35	197.227,73	157.322,46
36	201.228,28	160.182,86
37	205.228,84	163.043,27

Satserne er gældende fra 1. april 2012

Skalatrín 30 Egenpension

Pens. alder	Under folke- pensionsalder	Over folke- pensionsalder
1	6.241,24	5.101,09
2	12.482,49	10.202,19
3	18.723,73	15.303,28
4	24.964,98	20.404,38
5	31.206,22	25.505,47
6	37.447,47	30.606,57
7	43.688,71	35.707,66
8	49.929,97	40.808,76
9	56.171,21	45.909,85
10	62.412,45	51.010,94
11	68.653,70	56.112,04
12	74.894,94	61.213,13
13	81.136,19	66.314,23
14	87.377,43	71.415,32
15	93.618,68	76.516,42
16	99.859,92	81.617,51
17	105.372,44	85.989,88
18	110.884,95	90.362,24
19	116.397,47	94.734,61
20	121.909,99	99.106,98
21	127.422,50	103.479,34
22	132.935,02	107.851,71
23	138.447,54	112.224,08
24	143.960,06	116.596,44
25	149.472,58	120.968,81
26	154.985,10	125.341,18
27	160.497,61	129.713,54
28	166.010,13	134.085,91
29	171.522,65	138.458,28
30	177.035,16	142.830,64
31	182.547,68	147.203,01
32	188.060,20	151.575,38
33	192.115,26	154.490,29
34	196.170,32	157.405,20
35	200.225,38	160.320,11
36	204.280,44	163.235,02
37	208.335,50	166.149,93

Satserne er gældende fra 1. april 2012

Skalatrin 31 Egenpension

Pens. alder	Under folke- pensionsalder	Over folke- pensionsalder
1	6.339,10	5.198,95
2	12.678,19	10.397,89
3	19.017,29	15.596,84
4	25.356,39	20.795,79
5	31.695,48	25.994,73
6	38.034,58	31.193,68
7	44.373,68	36.392,63
8	50.712,79	41.591,58
9	57.051,88	46.790,52
10	63.390,98	51.989,47
11	69.730,08	57.188,42
12	76.069,17	62.387,36
13	82.408,27	67.586,31
14	88.747,37	72.785,26
15	95.086,46	77.984,20
16	101.425,56	83.183,15
17	107.021,95	87.639,39
18	112.618,34	92.095,63
19	118.214,73	96.551,87
20	123.811,12	101.008,11
21	129.407,51	105.464,35
22	135.003,90	109.920,59
23	140.600,29	114.376,83
24	146.196,69	118.833,07
25	151.793,08	123.289,31
26	157.389,47	127.745,55
27	162.985,86	132.201,79
28	168.582,25	136.658,03
29	174.178,64	141.114,27
30	179.775,03	145.570,51
31	185.371,42	150.026,75
32	190.967,81	154.482,99
33	195.078,79	157.453,82
34	199.189,77	160.424,65
35	203.300,74	163.395,47
36	207.411,72	166.366,30
37	211.522,70	169.337,13

Satserne er gældende fra 1. april 2012

Skalatrín 32 Egenpension

Pens. alder	Under folke- pensionsalder	Over folke- pensionsalder
1	6.439,54	5.299,39
2	12.879,08	10.598,78
3	19.318,61	15.898,16
4	25.758,15	21.197,55
5	32.197,69	26.496,94
6	38.637,23	31.796,33
7	45.076,77	37.095,72
8	51.516,32	42.395,11
9	57.955,85	47.694,49
10	64.395,39	52.993,88
11	70.834,93	58.293,27
12	77.274,47	63.592,66
13	83.714,01	68.892,05
14	90.153,54	74.191,43
15	96.593,08	79.490,82
16	103.032,62	84.790,21
17	108.715,10	89.332,54
18	114.397,59	93.874,88
19	120.080,07	98.417,21
20	125.762,55	102.959,54
21	131.445,03	107.501,87
22	137.127,52	112.044,21
23	142.810,00	116.586,54
24	148.492,49	121.128,87
25	154.174,97	125.671,20
26	159.857,46	130.213,54
27	165.539,94	134.755,87
28	171.222,42	139.298,20
29	176.904,91	143.840,54
30	182.587,39	148.382,87
31	188.269,87	152.925,20
32	193.952,35	157.467,53
33	198.120,73	160.495,76
34	202.289,10	163.523,98
35	206.457,47	166.552,20
36	210.625,84	169.580,42
37	214.794,21	172.608,64

Satserne er gældende fra 1. april 2012

Skalatrín 33 Egenpension

Pens. alder	Under folke- pensionsalder	Over folke- pensionsalder
1	6.542,56	5.402,41
2	13.085,11	10.804,81
3	19.627,67	16.207,22
4	26.170,23	21.609,63
5	32.712,78	27.012,03
6	39.255,34	32.414,44
7	45.797,90	37.816,85
8	52.340,46	43.219,25
9	58.883,02	48.621,66
10	65.425,58	54.024,07
11	71.968,13	59.426,47
12	78.510,69	64.828,88
13	85.053,25	70.231,29
14	91.595,81	75.633,70
15	98.138,36	81.036,10
16	104.680,92	86.438,51
17	110.451,70	91.069,14
18	116.222,49	95.699,78
19	121.993,27	100.330,41
20	127.764,06	104.961,05
21	133.534,84	109.591,68
22	139.305,63	114.222,32
23	145.076,41	118.852,95
24	150.847,20	123.483,58
25	156.617,99	128.114,22
26	162.388,77	132.744,85
27	168.159,56	137.375,49
28	173.930,34	142.006,12
29	179.701,13	146.636,76
30	185.471,91	151.267,39
31	191.242,69	155.898,02
32	197.013,48	160.528,66
33	201.240,72	163.615,75
34	205.467,96	166.702,84
35	209.695,20	169.789,93
36	213.922,44	172.877,02
37	218.149,68	175.964,11

Satserne er gældende fra 1. april 2012

Skalatrín 34 Egenpension

Pens. alder	Under folke- pensionsalder	Over folke- pensionsalder
1	6.648,30	5.508,15
2	13.296,60	11.016,30
3	19.944,90	16.524,45
4	26.593,20	22.032,60
5	33.241,50	27.540,75
6	39.889,80	33.048,90
7	46.538,10	38.557,05
8	53.186,41	44.065,20
9	59.834,71	49.573,35
10	66.483,01	55.081,50
11	73.131,31	60.589,65
12	79.779,61	66.097,80
13	86.427,91	71.605,95
14	93.076,21	77.114,10
15	99.724,51	82.622,25
16	106.372,80	88.130,39
17	112.234,23	92.851,67
18	118.095,65	97.572,94
19	123.957,07	102.294,21
20	129.818,49	107.015,48
21	135.679,91	111.736,75
22	141.541,33	116.458,02
23	147.402,75	121.179,29
24	153.264,18	125.900,56
25	159.125,61	130.621,84
26	164.987,03	135.343,11
27	170.848,45	140.064,38
28	176.709,87	144.785,65
29	182.571,29	149.506,92
30	188.432,71	154.228,19
31	194.294,13	158.949,46
32	200.155,55	163.670,73
33	204.443,22	166.818,25
34	208.730,88	169.965,76
35	213.018,55	173.113,28
36	217.306,21	176.260,79
37	221.593,87	179.408,30

Satserne er gældende fra 1. april 2012

Skalatrín 35 Egenpension

Pens. alder	Under folke- pensionsalder	Over folke- pensionsalder
1	6.756,82	5.616,67
2	13.513,64	11.233,34
3	20.270,46	16.850,01
4	27.027,27	22.466,67
5	33.784,09	28.083,34
6	40.540,91	33.700,01
7	47.297,73	39.316,68
8	54.054,56	44.933,35
9	60.811,38	50.550,02
10	67.568,19	56.166,68
11	74.325,01	61.783,35
12	81.081,83	67.400,02
13	87.838,65	73.016,69
14	94.595,47	78.633,36
15	101.352,29	84.250,03
16	108.109,10	89.866,69
17	114.063,54	94.680,98
18	120.017,98	99.495,27
19	125.972,42	104.309,56
20	131.926,85	109.123,84
21	137.881,29	113.938,13
22	143.835,73	118.752,42
23	149.790,16	123.566,70
24	155.744,61	128.380,99
25	161.699,05	133.195,28
26	167.653,49	138.009,57
27	173.607,92	142.823,85
28	179.562,36	147.638,14
29	185.516,80	152.452,43
30	191.471,24	157.266,72
31	197.425,67	162.081,00
32	203.380,11	166.895,29
33	207.729,78	170.104,81
34	212.079,46	173.314,34
35	216.429,13	176.523,86
36	220.778,81	179.733,39
37	225.128,48	182.942,91

Satserne er gældende fra 1. april 2012

Skalatrín 36 Egenpension

Pens. alder	Under folke- pensionsalder	Over folke- pensionsalder
1	6.868,13	5.727,98
2	13.736,26	11.455,96
3	20.604,40	17.183,95
4	27.472,53	22.911,93
5	34.340,66	28.639,91
6	41.208,79	34.367,89
7	48.076,93	40.095,88
8	54.945,07	45.823,86
9	61.813,20	51.551,84
10	68.681,33	57.279,82
11	75.549,46	63.007,80
12	82.417,60	68.735,79
13	89.285,73	74.463,77
14	96.153,86	80.191,75
15	103.021,99	85.919,73
16	109.890,13	91.647,72
17	115.939,97	96.557,41
18	121.989,82	101.467,11
19	128.039,67	106.376,81
20	134.089,52	111.286,51
21	140.139,37	116.196,21
22	146.189,22	121.105,91
23	152.239,07	126.015,61
24	158.288,93	130.925,31
25	164.338,78	135.835,01
26	170.388,63	140.744,71
27	176.438,48	145.654,41
28	182.488,32	150.564,10
29	188.538,17	155.473,80
30	194.588,02	160.383,50
31	200.637,87	165.293,20
32	206.687,72	170.202,90
33	211.101,00	173.476,03
34	215.514,29	176.749,17
35	219.927,57	180.022,30
36	224.340,85	183.295,43
37	228.754,13	186.568,56

Satserne er gældende fra 1. april 2012

Skalatrín 37 Egenpension

Pens. alder	Under folke- pensionsalder	Over folke- pensionsalder
1	6.982,35	5.842,20
2	13.964,71	11.684,41
3	20.947,06	17.526,61
4	27.929,42	23.368,82
5	34.911,77	29.211,02
6	41.894,13	35.053,23
7	48.876,48	40.895,43
8	55.858,85	46.737,64
9	62.841,20	52.579,84
10	69.823,56	58.422,05
11	76.805,91	64.264,25
12	83.788,27	70.106,46
13	90.770,62	75.948,66
14	97.752,98	81.790,87
15	104.735,33	87.633,07
16	111.717,69	93.475,28
17	117.865,44	98.482,88
18	124.013,20	103.490,49
19	130.160,95	108.498,09
20	136.308,71	113.505,70
21	142.456,46	118.513,30
22	148.604,21	123.520,90
23	154.751,97	128.528,51
24	160.899,73	133.536,11
25	167.047,49	138.543,72
26	173.195,24	143.551,32
27	179.342,99	148.558,92
28	185.490,75	153.566,53
29	191.638,50	158.574,13
30	197.786,26	163.581,74
31	203.934,01	168.589,34
32	210.081,77	173.596,95
33	214.560,32	176.935,35
34	219.038,87	180.273,75
35	223.517,42	183.612,15
36	227.995,98	186.950,56
37	232.474,53	190.288,96

Satserne er gældende fra 1. april 2012

Skalatrín 38 Egenpension

Pens. alder	Under folke- pensionsalder	Over folke- pensionsalder
1	7.101,75	5.961,60
2	14.203,49	11.923,19
3	21.305,24	17.884,79
4	28.406,99	23.846,39
5	35.508,74	29.807,99
6	42.610,48	35.769,58
7	49.712,23	41.731,18
8	56.813,99	47.692,78
9	63.915,74	53.654,38
10	71.017,48	59.615,97
11	78.119,23	65.577,57
12	85.220,98	71.539,17
13	92.322,72	77.500,76
14	99.424,47	83.462,36
15	106.526,22	89.423,96
16	113.627,97	95.385,56
17	119.878,06	100.495,50
18	126.128,15	105.605,44
19	132.378,24	110.715,38
20	138.628,33	115.825,32
21	144.878,42	120.935,26
22	151.128,51	126.045,20
23	157.378,60	131.155,14
24	163.628,70	136.265,08
25	169.878,79	141.375,02
26	176.128,88	146.484,96
27	182.378,97	151.594,90
28	188.629,06	156.704,84
29	194.879,15	161.814,78
30	201.129,24	166.924,72
31	207.379,33	172.034,66
32	213.629,42	177.144,60
33	218.176,20	180.551,23
34	222.722,98	183.957,86
35	227.269,76	187.364,49
36	231.816,53	190.771,11
37	236.363,31	194.177,74

Satserne er gældende fra 1. april 2012

Skalatrín 39 Egenpension

Pens. alder	Under folke- pensionsalder	Over folke- pensionsalder
1	7.224,52	6.084,37
2	14.449,04	12.168,74
3	21.673,56	18.253,11
4	28.898,09	24.337,49
5	36.122,61	30.421,86
6	43.347,13	36.506,23
7	50.571,65	42.590,60
8	57.796,18	48.674,97
9	65.020,70	54.759,34
10	72.245,23	60.843,72
11	79.469,75	66.928,09
12	86.694,27	73.012,46
13	93.918,79	79.096,83
14	101.143,31	85.181,20
15	108.367,83	91.265,57
16	115.592,36	97.349,95
17	121.947,68	102.565,12
18	128.303,01	107.780,30
19	134.658,33	112.995,47
20	141.013,66	118.210,65
21	147.368,98	123.425,82
22	153.724,31	128.641,00
23	160.079,64	133.856,18
24	166.434,97	139.071,35
25	172.790,30	144.286,53
26	179.145,62	149.501,70
27	185.500,95	154.716,88
28	191.856,27	159.932,05
29	198.211,60	165.147,23
30	204.566,93	170.362,41
31	210.922,25	175.577,58
32	217.277,58	180.792,76
33	221.894,51	184.269,54
34	226.511,45	187.746,33
35	231.128,38	191.223,11
36	235.745,31	194.699,89
37	240.362,25	198.176,68

Satserne er gældende fra 1. april 2012

Skalatrín 40 Egenpension

Pens. alder	Under folke- pensionsalder	Over folke- pensionsalder
1	7.350,47	6.210,32
2	14.700,95	12.420,65
3	22.051,42	18.630,97
4	29.401,89	24.841,29
5	36.752,37	31.051,62
6	44.102,84	37.261,94
7	51.453,31	43.472,26
8	58.803,79	49.682,58
9	66.154,27	55.892,91
10	73.504,74	62.103,23
11	80.855,21	68.313,55
12	88.205,69	74.523,88
13	95.556,16	80.734,20
14	102.906,63	86.944,52
15	110.257,11	93.154,85
16	117.607,58	99.365,17
17	124.070,86	104.688,30
18	130.534,15	110.011,44
19	136.997,43	115.334,57
20	143.460,71	120.657,70
21	149.924,00	125.980,84
22	156.387,28	131.303,97
23	162.850,57	136.627,11
24	169.313,86	141.950,24
25	175.777,14	147.273,37
26	182.240,43	152.596,51
27	188.703,71	157.919,64
28	195.167,00	163.242,78
29	201.630,28	168.565,91
30	208.093,56	173.889,04
31	214.556,85	179.212,18
32	221.020,13	184.535,31
33	225.709,04	188.084,07
34	230.397,94	191.632,82
35	235.086,85	195.181,58
36	239.775,76	198.730,34
37	244.464,66	202.279,09

Satserne er gældende fra 1. april 2012

Skalatrin 41 Egenpension

Pens. alder	Under folke- pensionsalder	Over folke- pensionsalder
1	7.479,71	6.339,56
2	14.959,42	12.679,12
3	22.439,14	19.018,69
4	29.918,85	25.358,25
5	37.398,56	31.697,81
6	44.878,27	38.037,37
7	52.357,99	44.376,94
8	59.837,71	50.716,50
9	67.317,42	57.056,06
10	74.797,13	63.395,62
11	82.276,84	69.735,18
12	89.756,56	76.074,75
13	97.236,27	82.414,31
14	104.715,98	88.753,87
15	112.195,69	95.093,43
16	119.675,41	101.433,00
17	126.249,47	106.866,91
18	132.823,53	112.300,82
19	139.397,59	117.734,73
20	145.971,65	123.168,64
21	152.545,71	128.602,55
22	159.119,77	134.036,46
23	165.693,83	139.470,37
24	172.267,90	144.904,28
25	178.841,96	150.338,19
26	185.416,02	155.772,10
27	191.990,08	161.206,01
28	198.564,14	166.639,92
29	205.138,20	172.073,83
30	211.712,26	177.507,74
31	218.286,32	182.941,65
32	224.860,38	188.375,56
33	229.623,14	191.998,17
34	234.385,90	195.620,78
35	239.148,66	199.243,39
36	243.911,41	202.865,99
37	248.674,17	206.488,60

Satserne er gældende fra 1. april 2012

Skalatrín 42 Egenpension

Pens. alder	Under folke- pensionsalder	Over folke- pensionsalder
1	7.612,32	6.472,17
2	15.224,64	12.944,34
3	22.836,96	19.416,51
4	30.449,28	25.888,68
5	38.061,60	32.360,85
6	45.673,91	38.833,01
7	53.286,23	45.305,18
8	60.898,56	51.777,35
9	68.510,88	58.249,52
10	76.123,20	64.721,69
11	83.735,52	71.193,86
12	91.347,84	77.666,03
13	98.960,16	84.138,20
14	106.572,48	90.610,37
15	114.184,80	97.082,54
16	121.797,11	103.554,70
17	128.484,84	109.102,28
18	135.172,56	114.649,85
19	141.860,28	120.197,42
20	148.548,01	125.745,00
21	155.235,73	131.292,57
22	161.923,46	136.840,15
23	168.611,18	142.387,72
24	175.298,91	147.935,29
25	181.986,64	153.482,87
26	188.674,36	159.030,44
27	195.362,08	164.578,01
28	202.049,81	170.125,59
29	208.737,53	175.673,16
30	215.425,25	181.220,73
31	222.112,98	186.768,31
32	228.800,70	192.315,88
33	233.639,23	196.014,26
34	238.477,76	199.712,64
35	243.316,30	203.411,03
36	248.154,83	207.109,41
37	252.993,36	210.807,79

Satserne er gældende fra 1. april 2012

Skalatrín 43 Egenpension

Pens. alder	Under folke- pensionsalder	Over folke- pensionsalder
1	7.756,01	6.615,86
2	15.512,02	13.231,72
3	23.268,03	19.847,58
4	31.024,04	26.463,44
5	38.780,05	33.079,30
6	46.536,06	39.695,16
7	54.292,07	46.311,02
8	62.048,09	52.926,88
9	69.804,10	59.542,74
10	77.560,11	66.158,60
11	85.316,12	72.774,46
12	93.072,13	79.390,32
13	100.828,14	86.006,18
14	108.584,15	92.622,04
15	116.340,16	99.237,90
16	124.096,17	105.853,76
17	130.907,06	111.524,50
18	137.717,95	117.195,24
19	144.528,84	122.865,98
20	151.339,72	128.536,71
21	158.150,61	134.207,45
22	164.961,50	139.878,19
23	171.772,39	145.548,93
24	178.583,28	151.219,66
25	185.394,17	156.890,40
26	192.205,06	162.561,14
27	199.015,95	168.231,88
28	205.826,83	173.902,61
29	212.637,72	179.573,35
30	219.448,61	185.244,09
31	226.259,50	190.914,83
32	233.070,38	196.585,56
33	237.991,02	200.366,05
34	242.911,67	204.146,55
35	247.832,31	207.927,04
36	252.752,95	211.707,53
37	257.673,59	215.488,02

Satserne er gældende fra 1. april 2012

Skalatrín 44 Egenpension

Pens. alder	Under folke- pensionsalder	Over folke- pensionsalder
1	7.903,63	6.763,48
2	15.807,26	13.526,96
3	23.710,89	20.290,44
4	31.614,51	27.053,91
5	39.518,14	33.817,39
6	47.421,77	40.580,87
7	55.325,40	47.344,35
8	63.229,04	54.107,83
9	71.132,67	60.871,31
10	79.036,29	67.634,78
11	86.939,92	74.398,26
12	94.843,55	81.161,74
13	102.747,18	87.925,22
14	110.650,81	94.688,70
15	118.554,44	101.452,18
16	126.458,06	108.215,65
17	133.395,48	114.012,92
18	140.332,90	119.810,19
19	147.270,32	125.607,46
20	154.207,73	131.404,72
21	161.145,15	137.201,99
22	168.082,57	142.999,26
23	175.019,98	148.796,52
24	181.957,41	154.593,79
25	188.894,83	160.391,06
26	195.832,25	166.188,33
27	202.769,66	171.985,59
28	209.707,08	177.782,86
29	216.644,50	183.580,13
30	223.581,92	189.377,40
31	230.519,33	195.174,66
32	237.456,75	200.971,93
33	242.461,74	204.836,77
34	247.466,74	208.701,62
35	252.471,73	212.566,46
36	257.476,73	216.431,31
37	262.481,72	220.296,15

Satserne er gældende fra 1. april 2012

Skalatrín 45 Egenpension

Pens. alder	Under folke- pensionsalder	Over folke- pensionsalder
1	8.055,33	6.915,18
2	16.110,66	13.830,36
3	24.165,99	20.745,54
4	32.221,32	27.660,72
5	40.276,65	34.575,90
6	48.331,98	41.491,08
7	56.387,31	48.406,26
8	64.442,65	55.321,44
9	72.497,98	62.236,62
10	80.553,31	69.151,80
11	88.608,65	76.066,99
12	96.663,98	82.982,17
13	104.719,31	89.897,35
14	112.774,64	96.812,53
15	120.829,97	103.727,71
16	128.885,30	110.642,89
17	135.952,75	116.570,19
18	143.020,19	122.497,48
19	150.087,64	128.424,78
20	157.155,09	134.352,08
21	164.222,54	140.279,38
22	171.289,98	146.206,67
23	178.357,43	152.133,97
24	185.424,89	158.061,27
25	192.492,34	163.988,57
26	199.559,78	169.915,86
27	206.627,23	175.843,16
28	213.694,68	181.770,46
29	220.762,13	187.697,76
30	227.829,57	193.625,05
31	234.897,02	199.552,35
32	241.964,47	205.479,65
33	247.056,15	209.431,18
34	252.147,83	213.382,71
35	257.239,51	217.334,24
36	262.331,20	221.285,78
37	267.422,88	225.237,31

Satserne er gældende fra 1. april 2012

Skalatrín 46 Egenpension

Pens. alder	Under folke- pensionsalder	Over folke- pensionsalder
1	8.211,21	7.071,06
2	16.422,42	14.142,12
3	24.633,63	21.213,18
4	32.844,84	28.284,24
5	41.056,05	35.355,30
6	49.267,26	42.426,36
7	57.478,47	49.497,42
8	65.689,70	56.568,49
9	73.900,91	63.639,55
10	82.112,12	70.710,61
11	90.323,33	77.781,67
12	98.534,54	84.852,73
13	106.745,75	91.923,79
14	114.956,96	98.994,85
15	123.168,17	106.065,91
16	131.379,38	113.136,97
17	138.580,44	119.197,88
18	145.781,50	125.258,79
19	152.982,56	131.319,70
20	160.183,62	137.380,61
21	167.384,68	143.441,52
22	174.585,74	149.502,43
23	181.786,79	155.563,33
24	188.987,86	161.624,24
25	196.188,92	167.685,15
26	203.389,98	173.746,06
27	210.591,04	179.806,97
28	217.792,10	185.867,88
29	224.993,16	191.928,79
30	232.194,22	197.989,70
31	239.395,28	204.050,61
32	246.596,34	210.111,52
33	251.777,09	214.152,12
34	256.957,85	218.192,73
35	262.138,61	222.233,34
36	267.319,36	226.273,94
37	272.500,12	230.314,55

Satserne er gældende fra 1. april 2012

Skalatrín 47 Egenpension

Pens. alder	Under folke- pensionsalder	Over folke- pensionsalder
1	8.535,91	7.395,76
2	17.071,83	14.791,53
3	25.607,74	22.187,29
4	34.143,66	29.583,06
5	42.679,57	36.978,82
6	51.215,48	44.374,58
7	59.751,40	51.770,35
8	68.287,32	59.166,11
9	76.823,24	66.561,88
10	85.359,15	73.957,64
11	93.895,06	81.353,40
12	102.430,98	88.749,17
13	110.966,89	96.144,93
14	119.502,80	103.540,69
15	128.038,72	110.936,46
16	136.574,63	118.332,22
17	144.054,01	124.671,45
18	151.533,38	131.010,67
19	159.012,76	137.349,90
20	166.492,14	143.689,13
21	173.971,51	150.028,35
22	181.450,89	156.367,58
23	188.930,27	162.706,81
24	196.409,65	169.046,03
25	203.889,03	175.385,26
26	211.368,40	181.724,48
27	218.847,78	188.063,71
28	226.327,16	194.402,94
29	233.806,53	200.742,16
30	241.285,91	207.081,39
31	248.765,29	213.420,62
32	256.244,66	219.759,84
33	261.610,96	223.985,99
34	266.977,26	228.212,14
35	272.343,56	232.438,29
36	277.709,86	236.664,44
37	283.076,17	240.890,60

Satserne er gældende fra 1. april 2012

Skalatrín 48 Egenpension

Pens. alder	Under folke- pensionsalder	Over folke- pensionsalder
1	9.032,64	7.892,49
2	18.065,29	15.784,99
3	27.097,93	23.677,48
4	36.130,58	31.569,98
5	45.163,22	39.462,47
6	54.195,87	47.354,97
7	63.228,51	55.247,46
8	72.261,17	63.139,96
9	81.293,81	71.032,45
10	90.326,46	78.924,95
11	99.359,10	86.817,44
12	108.391,74	94.709,93
13	117.424,39	102.602,43
14	126.457,03	110.494,92
15	135.489,68	118.387,42
16	144.522,32	126.279,91
17	152.427,47	133.044,91
18	160.332,61	139.809,90
19	168.237,76	146.574,90
20	176.142,90	153.339,89
21	184.048,05	160.104,89
22	191.953,20	166.869,89
23	199.858,34	173.634,88
24	207.763,50	180.399,88
25	215.668,64	187.164,87
26	223.573,79	193.929,87
27	231.478,93	200.694,86
28	239.384,08	207.459,86
29	247.289,22	214.224,85
30	255.194,37	220.989,85
31	263.099,51	227.754,84
32	271.004,66	234.519,84
33	276.654,81	239.029,84
34	282.304,95	243.539,83
35	287.955,10	248.049,83
36	293.605,25	252.559,83
37	299.255,39	257.069,82

Satserne er gældende fra 1. april 2012

Skalatrín 49 Egenpension

Pens. alder	Under folke- pensionsalder	Over folke- pensionsalder
1	9.583,03	8.442,88
2	19.166,06	16.885,76
3	28.749,09	25.328,64
4	38.332,13	33.771,53
5	47.915,16	42.214,41
6	57.498,19	50.657,29
7	67.081,22	59.100,17
8	76.664,26	67.543,05
9	86.247,29	75.985,93
10	95.830,33	84.428,82
11	105.413,36	92.871,70
12	114.996,39	101.314,58
13	124.579,42	109.757,46
14	134.162,45	118.200,34
15	143.745,48	126.643,22
16	153.328,52	135.086,11
17	161.705,42	142.322,86
18	170.082,33	149.559,62
19	178.459,23	156.796,37
20	186.836,14	164.033,13
21	195.213,04	171.269,88
22	203.589,95	178.506,64
23	211.966,86	185.743,40
24	220.343,77	192.980,15
25	228.720,68	200.216,91
26	237.097,58	207.453,66
27	245.474,49	214.690,42
28	253.851,39	221.927,17
29	262.228,30	229.163,93
30	270.605,21	236.400,69
31	278.982,11	243.637,44
32	287.359,02	250.874,20
33	293.323,67	255.698,70
34	299.288,33	260.523,21
35	305.252,98	265.347,71
36	311.217,63	270.172,21
37	317.182,29	274.996,72

Satserne er gældende fra 1. april 2012

Skalatrín 50 Egenpension

Pens. alder	Under folke- pensionsalder	Over folke- pensionsalder
1	10.465,54	9.325,39
2	20.931,07	18.650,77
3	31.396,61	27.976,16
4	41.862,14	37.301,54
5	52.327,68	46.626,93
6	62.793,21	55.952,31
7	73.258,75	65.277,70
8	83.724,30	74.603,09
9	94.189,83	83.928,47
10	104.655,37	93.253,86
11	115.120,90	102.579,24
12	125.586,44	111.904,63
13	136.051,98	121.230,02
14	146.517,51	130.555,40
15	156.983,05	139.880,79
16	167.448,58	149.206,17
17	176.581,92	157.199,36
18	185.715,26	165.192,55
19	194.848,60	173.185,74
20	203.981,93	181.178,92
21	213.115,27	189.172,11
22	222.248,61	197.165,30
23	231.381,95	205.158,49
24	240.515,30	213.151,68
25	249.648,63	221.144,86
26	258.781,97	229.138,05
27	267.915,31	237.131,24
28	277.048,65	245.124,43
29	286.181,99	253.117,62
30	295.315,32	261.110,80
31	304.448,66	269.103,99
32	313.582,00	277.097,18
33	320.050,94	282.425,97
34	326.519,88	287.754,76
35	332.988,82	293.083,55
36	339.457,77	298.412,35
37	345.926,71	303.741,14

Satserne er gældende fra 1. april 2012

Skalatrin 51 Egenpension

Pens. alder	Under folke- pensionsalder	Over folke- pensionsalder
1	11.750,76	10.610,61
2	23.501,53	21.221,23
3	35.252,29	31.831,84
4	47.003,06	42.442,46
5	58.753,82	53.053,07
6	70.504,59	63.663,69
7	82.255,35	74.274,30
8	94.006,13	84.884,92
9	105.756,89	95.495,53
10	117.507,66	106.106,15
11	129.258,42	116.716,76
12	141.009,19	127.327,38
13	152.759,95	137.937,99
14	164.510,72	148.548,61
15	176.261,48	159.159,22
16	188.012,25	169.769,84
17	198.247,21	178.864,65
18	208.482,17	187.959,46
19	218.717,14	197.054,28
20	228.952,10	206.149,09
21	239.187,06	215.243,90
22	249.422,02	224.338,71
23	259.656,99	233.433,53
24	269.891,96	242.528,34
25	280.126,92	251.623,15
26	290.361,89	260.717,97
27	300.596,85	269.812,78
28	310.831,81	278.907,59
29	321.066,77	288.002,40
30	331.301,74	297.097,22
31	341.536,70	306.192,03
32	351.771,66	315.286,84
33	358.975,02	321.350,05
34	366.178,38	327.413,26
35	373.381,74	333.476,47
36	380.585,10	339.539,68
37	387.788,45	345.602,88

Satserne er gældende fra 1. april 2012

Skalatrín 52 Egenpension

Pens. alder	Under folke- pensionsalder	Over folke- pensionsalder
1	12.790,18	11.650,03
2	25.580,36	23.300,06
3	38.370,54	34.950,09
4	51.160,72	46.600,12
5	63.950,89	58.250,14
6	76.741,07	69.900,17
7	89.531,25	81.550,20
8	102.321,44	93.200,23
9	115.111,62	104.850,26
10	127.901,80	116.500,29
11	140.691,98	128.150,32
12	153.482,16	139.800,35
13	166.272,34	151.450,38
14	179.062,52	163.100,41
15	191.852,69	174.750,43
16	204.642,87	186.400,46
17	215.768,76	196.386,20
18	226.894,65	206.371,94
19	238.020,54	216.357,68
20	249.146,43	226.343,42
21	260.272,32	236.329,16
22	271.398,21	246.314,90
23	282.524,10	256.300,64
24	293.650,00	266.286,38
25	304.775,89	276.272,12
26	315.901,77	286.257,85
27	327.027,66	296.243,59
28	338.153,55	306.229,33
29	349.279,44	316.215,07
30	360.405,33	326.200,81
31	371.531,22	336.186,55
32	382.657,11	346.172,29
33	390.454,42	352.829,45
34	398.251,73	359.486,61
35	406.049,04	366.143,77
36	413.846,35	372.800,93
37	421.643,66	379.458,09

Satserne er gældende fra 1. april 2012

Skalatrín 53 Egenpension

Pens. alder	Under folke- pensionsalder	Over folke- pensionsalder
1	14.175,60	13.035,45
2	28.351,19	26.070,89
3	42.526,79	39.106,34
4	56.702,38	52.141,78
5	70.877,98	65.177,23
6	85.053,57	78.212,67
7	99.229,17	91.248,12
8	113.404,77	104.283,56
9	127.580,37	117.319,01
10	141.755,97	130.354,46
11	155.931,56	143.389,90
12	170.107,16	156.425,35
13	184.282,75	169.460,79
14	198.458,35	182.496,24
15	212.633,94	195.531,68
16	226.809,54	208.567,13
17	239.122,93	219.740,37
18	251.436,32	230.913,61
19	263.749,71	242.086,85
20	276.063,09	253.260,08
21	288.376,48	264.433,32
22	300.689,87	275.606,56
23	313.003,26	286.779,80
24	325.316,66	297.953,04
25	337.630,05	309.126,28
26	349.943,44	320.299,52
27	362.256,83	331.472,76
28	374.570,22	342.646,00
29	386.883,61	353.819,24
30	399.196,99	364.992,47
31	411.510,38	376.165,71
32	423.823,77	387.338,95
33	432.412,75	394.787,78
34	441.001,72	402.236,60
35	449.590,70	409.685,43
36	458.179,68	417.134,26
37	466.768,65	424.583,08

Satserne er gældende fra 1. april 2012

Skalatrín 54 Egenpension

Pens. alder	Under folke- pensionsalder	Over folke- pensionsalder
1	15.839,47	14.699,32
2	31.678,94	29.398,64
3	47.518,41	44.097,96
4	63.357,88	58.797,28
5	79.197,36	73.496,61
6	95.036,83	88.195,93
7	110.876,30	102.895,25
8	126.715,78	117.594,57
9	142.555,25	132.293,89
10	158.394,72	146.993,21
11	174.234,19	161.692,53
12	190.073,66	176.391,85
13	205.913,14	191.091,18
14	221.752,61	205.790,50
15	237.592,08	220.489,82
16	253.431,55	235.189,14
17	267.171,12	247.788,56
18	280.910,69	260.387,98
19	294.650,25	272.987,39
20	308.389,82	285.586,81
21	322.129,39	298.186,23
22	335.868,96	310.785,65
23	349.608,53	323.385,07
24	363.348,10	335.984,48
25	377.087,67	348.583,90
26	390.827,24	361.183,32
27	404.566,81	373.782,74
28	418.306,38	386.382,16
29	432.045,94	398.981,57
30	445.785,51	411.580,99
31	459.525,08	424.180,41
32	473.264,65	436.779,83
33	482.804,41	445.179,44
34	492.344,17	453.579,05
35	501.883,94	461.978,67
36	511.423,70	470.378,28
37	520.963,46	478.777,89

Satserne er gældende fra 1. april 2012

Skalatrín 55 Egenpension

Pens. alder	Under folke- pensionsalder	Over folke- pensionsalder
1	17.705,41	16.565,26
2	35.410,82	33.130,52
3	53.116,22	49.695,77
4	70.821,63	66.261,03
5	88.527,04	82.826,29
6	106.232,45	99.391,55
7	123.937,86	115.956,81
8	141.643,28	132.522,07
9	159.348,68	149.087,32
10	177.054,09	165.652,58
11	194.759,50	182.217,84
12	212.464,91	198.783,10
13	230.170,32	215.348,36
14	247.875,73	231.913,62
15	265.581,13	248.478,87
16	283.286,54	265.044,13
17	298.625,49	279.242,93
18	313.964,43	293.441,72
19	329.303,37	307.640,51
20	344.642,31	321.839,30
21	359.981,26	336.038,10
22	375.320,20	350.236,89
23	390.659,14	364.435,68
24	405.998,10	378.634,48
25	421.337,04	392.833,27
26	436.675,98	407.032,06
27	452.014,92	421.230,85
28	467.353,87	435.429,65
29	482.692,81	449.628,44
30	498.031,75	463.827,23
31	513.370,70	478.026,03
32	528.709,64	492.224,82
33	539.315,65	501.690,68
34	549.921,66	511.156,54
35	560.527,67	520.622,40
36	571.133,69	530.088,27
37	581.739,70	539.554,13

Satserne er gældende fra 1. april 2012

Skalatin 55+ Egenpension

Pens. alder	Under folke- pensionsalder	Over folke- pensionsalder
1	18.797,51	17.657,36
2	37.595,02	35.314,72
3	56.392,53	52.972,08
4	75.190,04	70.629,44
5	93.987,55	88.286,80
6	112.785,06	105.944,16
7	131.582,57	123.601,52
8	150.380,09	141.258,88
9	169.177,60	158.916,24
10	187.975,11	176.573,60
11	206.772,62	194.230,96
12	225.570,13	211.888,32
13	244.367,64	229.545,68
14	263.165,15	247.203,04
15	281.962,66	264.860,40
16	300.760,17	282.517,76
17	317.035,20	297.652,64
18	333.310,23	312.787,52
19	349.585,26	327.922,40
20	365.860,29	343.057,28
21	382.135,32	358.192,16
22	398.410,35	373.327,04
23	414.685,38	388.461,92
24	430.960,42	403.596,80
25	447.235,45	418.731,68
26	463.510,48	433.866,56
27	479.785,51	449.001,44
28	496.060,54	464.136,32
29	512.335,57	479.271,20
30	528.610,60	494.406,08
31	544.885,63	509.540,96
32	561.160,66	524.675,84
33	572.390,73	534.765,76
34	583.620,80	544.855,68
35	594.850,87	554.945,60
36	606.080,94	565.035,52
37	617.311,01	575.125,44

Satserne er gældende fra 1. april 2012

Tabel B.

Ægtefællepensioner for pensionister under og over
folkepensionsalderen på skalatrin 1-55+

Skalatrín 1 Ægtefællepension

Pens. alder	Under folke- pensionsalder	Over folke- pensionsalder
1	3.324,53	2.184,38
2	6.649,06	4.368,76
3	9.973,59	6.553,14
4	13.298,13	8.737,53
5	16.622,66	10.921,91
6	19.947,19	13.106,29
7	23.271,72	15.290,67
8	26.596,26	17.475,05
9	29.920,79	19.659,43
10	33.245,32	21.843,81
11	36.569,86	24.028,20
12	39.894,39	26.212,58
13	43.218,92	28.396,96
14	46.543,45	30.581,34
15	49.867,98	32.765,72
16	53.192,51	34.950,10
17	56.204,99	36.822,43
18	59.217,47	38.694,76
19	62.229,94	40.567,08
20	65.242,42	42.439,41
21	68.254,90	44.311,74
22	71.267,38	46.184,07
23	74.279,85	48.056,39
24	77.292,34	49.928,72
25	80.304,82	51.801,05
26	83.317,29	53.673,37
27	86.329,77	55.545,70
28	89.342,25	57.418,03
29	92.354,72	59.290,35
30	95.367,20	61.162,68
31	98.379,68	63.035,01
32	101.392,16	64.907,34
33	103.780,52	66.155,55
34	106.168,89	67.403,77
35	108.557,26	68.651,99
36	111.513,63	70.468,21
37	114.612,00	72.426,43

Satserne er gældende fra 1. april 2012

Skalatrin 1 Ægtefællepension

Pens. alder	Under folke- pensionsalder	Over folke- pensionsalder
1	3.324,53	2.184,38
2	6.649,06	4.368,76
3	9.973,59	6.553,14
4	13.298,13	8.737,53
5	16.622,66	10.921,91
6	19.947,19	13.106,29
7	23.271,72	15.290,67
8	26.596,26	17.475,05
9	29.920,79	19.659,43
10	33.245,32	21.843,81
11	36.569,86	24.028,20
12	39.894,39	26.212,58
13	43.218,92	28.396,96
14	46.543,45	30.581,34
15	49.867,98	32.765,72
16	53.192,51	34.950,10
17	56.204,99	36.822,43
18	59.217,47	38.694,76
19	62.229,94	40.567,08
20	65.242,42	42.439,41
21	68.254,90	44.311,74
22	71.267,38	46.184,07
23	74.279,85	48.056,39
24	77.292,34	49.928,72
25	80.304,82	51.801,05
26	83.317,29	53.673,37
27	86.329,77	55.545,70
28	89.342,25	57.418,03
29	92.354,72	59.290,35
30	95.367,20	61.162,68
31	98.379,68	63.035,01
32	101.392,16	64.907,34
33	103.780,52	66.155,55
34	106.168,89	67.403,77
35	108.557,26	68.651,99
36	111.513,63	70.468,21
37	114.612,00	72.426,43

Satserne er gældende fra 1. april 2012

Skalatrín 2

Ægtefællepension

Pens. alder	Under folke- pensionsalder	Over folke- pensionsalder
1	3.358,33	2.218,18
2	6.716,66	4.436,36
3	10.074,99	6.654,54
4	13.433,32	8.872,72
5	16.791,64	11.090,89
6	20.149,97	13.309,07
7	23.508,30	15.527,25
8	26.866,64	17.745,43
9	30.224,97	19.963,61
10	33.583,30	22.181,79
11	36.941,63	24.399,97
12	40.299,96	26.618,15
13	43.658,29	28.836,33
14	47.016,62	31.054,51
15	50.374,94	33.272,68
16	53.733,27	35.490,86
17	56.774,72	37.392,16
18	59.816,17	39.293,46
19	62.857,61	41.194,75
20	65.899,06	43.096,05
21	68.940,50	44.997,34
22	71.981,95	46.898,64
23	75.023,40	48.799,94
24	78.064,85	50.701,23
25	81.106,30	52.602,53
26	84.147,75	54.503,83
27	87.189,19	56.405,12
28	90.230,64	58.306,42
29	93.272,08	60.207,71
30	96.313,53	62.109,01
31	99.354,98	64.010,31
32	102.396,42	65.911,60
33	104.804,10	67.179,13
34	107.211,79	68.446,67
35	109.619,47	69.714,20
36	112.595,15	71.549,73
37	115.712,83	73.527,26

Satserne er gældende fra 1. april 2012

Skalatrin 3 Ægtefællepension

Pens. alder	Under folke- pensionsalder	Over folke- pensionsalder
1	3.393,04	2.252,89
2	6.786,09	4.505,79
3	10.179,13	6.758,68
4	13.572,17	9.011,57
5	16.965,22	11.264,47
6	20.358,26	13.517,36
7	23.751,30	15.770,25
8	27.144,36	18.023,15
9	30.537,40	20.276,04
10	33.930,44	22.528,93
11	37.323,49	24.781,83
12	40.716,53	27.034,72
13	44.109,57	29.287,61
14	47.502,62	31.540,51
15	50.895,66	33.793,40
16	54.288,70	36.046,29
17	57.359,91	37.977,35
18	60.431,11	39.908,40
19	63.502,31	41.839,45
20	66.573,51	43.770,50
21	69.644,71	45.701,55
22	72.715,91	47.632,60
23	75.787,12	49.563,66
24	78.858,33	51.494,71
25	81.929,53	53.425,76
26	85.000,73	55.356,81
27	88.071,93	57.287,86
28	91.143,13	59.218,91
29	94.214,33	61.149,96
30	97.285,54	63.081,02
31	100.356,74	65.012,07
32	103.427,94	66.943,12
33	105.855,46	68.230,49
34	108.282,97	69.517,85
35	110.710,49	70.805,22
36	113.706,01	72.660,59
37	116.843,53	74.657,96

Satserne er gældende fra 1. april 2012

Skalatrin 4 Ægtefællepension

Pens. alder	Under folke- pensionsalder	Over folke- pensionsalder
1	3.428,72	2.288,57
2	6.857,44	4.577,14
3	10.286,16	6.865,71
4	13.714,88	9.154,28
5	17.143,60	11.442,85
6	20.572,33	13.731,43
7	24.001,05	16.020,00
8	27.429,78	18.308,57
9	30.858,50	20.597,14
10	34.287,22	22.885,71
11	37.715,94	25.174,28
12	41.144,66	27.462,85
13	44.573,38	29.751,42
14	48.002,10	32.039,99
15	51.430,82	34.328,56
16	54.859,55	36.617,14
17	57.961,33	38.578,77
18	61.063,11	40.540,40
19	64.164,89	42.502,03
20	67.266,67	44.463,66
21	70.368,46	46.425,30
22	73.470,24	48.386,93
23	76.572,02	50.348,56
24	79.673,81	52.310,19
25	82.775,60	54.271,83
26	85.877,38	56.233,46
27	88.979,16	58.195,09
28	92.080,94	60.156,72
29	95.182,72	62.118,35
30	98.284,51	64.079,99
31	101.386,29	66.041,62
32	104.488,07	68.003,25
33	106.935,98	69.311,01
34	109.383,88	70.618,76
35	111.831,79	71.926,52
36	114.847,69	73.802,27
37	118.005,59	75.820,02

Satserne er gældende fra 1. april 2012

Skalatrín 5

Ægtefællepension

Pens. alder	Under folke- pensionsalder	Over folke- pensionsalder
1	3.465,36	2.325,21
2	6.930,72	4.650,42
3	10.396,08	6.975,63
4	13.861,45	9.300,85
5	17.326,81	11.626,06
6	20.792,17	13.951,27
7	24.257,53	16.276,48
8	27.722,90	18.601,69
9	31.188,26	20.926,90
10	34.653,63	23.252,12
11	38.118,99	25.577,33
12	41.584,35	27.902,54
13	45.049,71	30.227,75
14	48.515,07	32.552,96
15	51.980,43	34.878,17
16	55.445,80	37.203,39
17	58.578,98	39.196,42
18	61.712,17	41.189,46
19	64.845,36	43.182,50
20	67.978,55	45.175,54
21	71.111,74	47.168,58
22	74.244,93	49.161,62
23	77.378,12	51.154,66
24	80.511,31	53.147,69
25	83.644,50	55.140,73
26	86.777,69	57.133,77
27	89.910,88	59.126,81
28	93.044,07	61.119,85
29	96.177,26	63.112,89
30	99.310,45	65.105,93
31	102.443,63	67.098,96
32	105.576,82	69.092,00
33	108.045,67	70.420,70
34	110.514,51	71.749,39
35	112.983,35	73.078,08
36	116.020,19	74.974,77
37	119.199,03	77.013,46

Satserne er gældende fra 1. april 2012

Skalatrín 6

Ægtefællepension

Pens. alder	Under folke- pensionsalder	Over folke- pensionsalder
1	3.503,03	2.362,88
2	7.006,07	4.725,77
3	10.509,10	7.088,65
4	14.012,14	9.451,54
5	17.515,17	11.814,42
6	21.018,20	14.177,30
7	24.521,24	16.540,19
8	28.024,28	18.903,07
9	31.527,31	21.265,95
10	35.030,35	23.628,84
11	38.533,38	25.991,72
12	42.036,42	28.354,61
13	45.539,45	30.717,49
14	49.042,48	33.080,37
15	52.545,52	35.443,26
16	56.048,55	37.806,14
17	59.214,03	39.831,47
18	62.379,51	41.856,80
19	65.544,99	43.882,13
20	68.710,47	45.907,46
21	71.875,95	47.932,79
22	75.041,43	49.958,12
23	78.206,91	51.983,45
24	81.372,39	54.008,77
25	84.537,87	56.034,10
26	87.703,35	58.059,43
27	90.868,83	60.084,76
28	94.034,31	62.110,09
29	97.199,79	64.135,42
30	100.365,27	66.160,75
31	103.530,75	68.186,08
32	106.696,23	70.211,41
33	109.186,60	71.561,63
34	111.676,97	72.911,85
35	114.167,33	74.262,06
36	117.225,70	76.180,28
37	120.426,07	78.240,50

Satserne er gældende fra 1. april 2012

Skalatrín 7

Ægtefællepensión

Pens. alder	Under folke- pensionsalder	Over folke- pensionsalder
1	3.541,72	2.401,57
2	7.083,43	4.803,13
3	10.625,15	7.204,70
4	14.166,86	9.606,26
5	17.708,58	12.007,83
6	21.250,29	14.409,39
7	24.792,01	16.810,96
8	28.333,73	19.212,52
9	31.875,45	21.614,09
10	35.417,16	24.015,65
11	38.958,88	26.417,22
12	42.500,59	28.818,78
13	46.042,31	31.220,35
14	49.584,02	33.621,91
15	53.125,74	36.023,48
16	56.667,45	38.425,04
17	59.866,09	40.483,53
18	63.064,72	42.542,01
19	66.263,36	44.600,50
20	69.461,99	46.658,98
21	72.660,63	48.717,47
22	75.859,26	50.775,95
23	79.057,90	52.834,44
24	82.256,54	54.892,92
25	85.455,17	56.951,40
26	88.653,81	59.009,89
27	91.852,44	61.068,37
28	95.051,08	63.126,86
29	98.249,71	65.185,34
30	101.448,35	67.243,83
31	104.646,98	69.302,31
32	107.845,62	71.360,80
33	110.358,09	72.733,12
34	112.870,56	74.105,44
35	115.383,04	75.477,77
36	118.463,51	77.418,09
37	121.685,98	79.500,41

Satserne er gældende fra 1. april 2012

Skalatrin 8 Ægtefællepension

Pens. alder	Under folke- pensionsalder	Over folke- pensionsalder
1	3.581,47	2.441,32
2	7.162,95	4.882,65
3	10.744,42	7.323,97
4	14.325,90	9.765,30
5	17.907,37	12.206,62
6	21.488,84	14.647,94
7	25.070,32	17.089,27
8	28.651,80	19.530,59
9	32.233,28	21.971,92
10	35.814,75	24.413,24
11	39.396,23	26.854,57
12	42.977,70	29.295,89
13	46.559,17	31.737,21
14	50.140,65	34.178,54
15	53.722,12	36.619,86
16	57.303,60	39.061,19
17	60.536,31	41.153,75
18	63.769,02	43.246,31
19	67.001,74	45.338,88
20	70.234,45	47.431,44
21	73.467,16	49.524,00
22	76.699,88	51.616,57
23	79.932,59	53.709,13
24	83.165,31	55.801,69
25	86.398,03	57.894,26
26	89.630,74	59.986,82
27	92.863,46	62.079,39
28	96.096,17	64.171,95
29	99.328,88	66.264,51
30	102.561,60	68.357,08
31	105.794,31	70.449,64
32	109.027,02	72.542,20
33	111.562,22	73.937,25
34	114.097,41	75.332,29
35	116.632,60	76.727,33
36	119.735,79	78.690,37
37	122.980,98	80.795,41

Satserne er gældende fra 1. april 2012

Skalatrín 9

Ægtefællepensjón

Pens. alder	Under folke- pensionsalder	Over folke- pensionsalder
1	3.622,33	2.482,18
2	7.244,67	4.964,37
3	10.867,00	7.446,55
4	14.489,33	9.928,73
5	18.111,67	12.410,92
6	21.734,00	14.893,10
7	25.356,34	17.375,29
8	28.978,68	19.857,47
9	32.601,01	22.339,65
10	36.223,35	24.821,84
11	39.845,68	27.304,02
12	43.468,01	29.786,20
13	47.090,35	32.268,39
14	50.712,68	34.750,57
15	54.335,02	37.232,76
16	57.957,35	39.714,94
17	61.225,09	41.842,53
18	64.492,82	43.970,11
19	67.760,56	46.097,70
20	71.028,29	48.225,28
21	74.296,03	50.352,87
22	77.563,77	52.480,46
23	80.831,50	54.608,04
24	84.099,25	56.735,63
25	87.366,98	58.863,21
26	90.634,72	60.990,80
27	93.902,46	63.118,39
28	97.170,19	65.245,97
29	100.437,93	67.373,56
30	103.705,66	69.501,14
31	106.973,40	71.628,73
32	110.241,14	73.756,32
33	112.799,68	75.174,71
34	115.358,22	76.593,10
35	117.916,76	78.011,49
36	121.043,30	79.997,88
37	124.311,84	82.126,27

Satserne er gældende fra 1. april 2012

Skalatrín 10

Ægtefællepensión

Pens. alder	Under folke- pensionsalder	Over folke- pensionsalder
1	3.664,32	2.524,17
2	7.328,63	5.048,33
3	10.992,95	7.572,50
4	14.657,27	10.096,67
5	18.321,58	12.620,83
6	21.985,90	15.145,00
7	25.650,22	17.669,17
8	29.314,54	20.193,33
9	32.978,86	22.717,50
10	36.643,18	25.241,67
11	40.307,49	27.765,83
12	43.971,81	30.290,00
13	47.636,13	32.814,17
14	51.300,44	35.338,33
15	54.964,76	37.862,50
16	58.629,08	40.386,67
17	61.932,80	42.550,24
18	65.236,52	44.713,81
19	68.540,24	46.877,38
20	71.843,96	49.040,95
21	75.147,68	51.204,52
22	78.451,41	53.368,10
23	81.755,13	55.531,67
24	85.058,86	57.695,24
25	88.362,58	59.858,81
26	91.666,30	62.022,38
27	94.970,02	64.185,95
28	98.273,74	66.349,52
29	101.577,47	68.513,10
30	104.881,19	70.676,67
31	108.184,91	72.840,24
32	111.488,63	75.003,81
33	114.071,16	76.446,19
34	116.653,69	77.888,57
35	119.236,22	79.330,95
36	122.386,75	81.341,33
37	125.679,29	83.493,72

Satserne er gældende fra 1. april 2012

Skalatin 11 Ægtefællepension

Pens. alder	Under folke- pensionsalder	Over folke- pensionsalder
1	3.707,45	2.567,30
2	7.414,89	5.134,59
3	11.122,34	7.701,89
4	14.829,78	10.269,18
5	18.537,23	12.836,48
6	22.244,68	15.403,78
7	25.952,12	17.971,07
8	29.659,58	20.538,37
9	33.367,03	23.105,67
10	37.074,47	25.672,96
11	40.781,92	28.240,26
12	44.489,36	30.807,55
13	48.196,81	33.374,85
14	51.904,26	35.942,15
15	55.611,70	38.509,44
16	59.319,15	41.076,74
17	62.659,84	43.277,28
18	66.000,53	45.477,82
19	69.341,22	47.678,36
20	72.681,91	49.878,90
21	76.022,60	52.079,44
22	79.363,29	54.279,98
23	82.703,98	56.480,52
24	86.044,68	58.681,06
25	89.385,37	60.881,60
26	92.726,06	63.082,14
27	96.066,75	65.282,68
28	99.407,44	67.483,22
29	102.748,13	69.683,76
30	106.088,81	71.884,29
31	109.429,50	74.084,83
32	112.770,19	76.285,37
33	115.377,37	77.752,40
34	117.984,55	79.219,43
35	120.591,72	80.686,45
36	123.766,90	82.721,48
37	127.084,08	84.898,51

Satserne er gældende fra 1. april 2012

Skalatin 12

Ægtefællepension

Pens. alder	Under folke- pensionsalder	Over folke- pensionsalder
1	3.751,77	2.611,62
2	7.503,54	5.223,24
3	11.255,30	7.834,85
4	15.007,07	10.446,47
5	18.758,84	13.058,09
6	22.510,61	15.669,71
7	26.262,38	18.281,33
8	30.014,15	20.892,94
9	33.765,92	23.504,56
10	37.517,69	26.116,18
11	41.269,46	28.727,80
12	45.021,23	31.339,42
13	48.773,00	33.951,04
14	52.524,76	36.562,65
15	56.276,53	39.174,27
16	60.028,30	41.785,89
17	63.406,98	44.024,42
18	66.785,66	46.262,95
19	70.164,34	48.501,48
20	73.543,02	50.740,01
21	76.921,70	52.978,54
22	80.300,38	55.217,07
23	83.679,06	57.455,60
24	87.057,75	59.694,13
25	90.436,43	61.932,66
26	93.815,11	64.171,19
27	97.193,79	66.409,72
28	100.572,47	68.648,25
29	103.951,15	70.886,78
30	107.329,83	73.125,31
31	110.708,51	75.363,84
32	114.087,19	77.602,37
33	116.719,69	79.094,72
34	119.352,19	80.587,07
35	121.984,70	82.079,43
36	125.185,20	84.139,78
37	128.527,70	86.342,13

Satserne er gældende fra 1. april 2012

Skalatrín 13

Ægtefællepensión

Pens. alder	Under folke- pensionsalder	Over folke- pensionsalder
1	3.797,31	2.657,16
2	7.594,61	5.314,31
3	11.391,92	7.971,47
4	15.189,22	10.628,62
5	18.986,53	13.285,78
6	22.783,83	15.942,93
7	26.581,14	18.600,09
8	30.378,45	21.257,24
9	34.175,76	23.914,40
10	37.973,06	26.571,55
11	41.770,37	29.228,71
12	45.567,67	31.885,86
13	49.364,98	34.543,02
14	53.162,28	37.200,17
15	56.959,59	39.857,33
16	60.756,89	42.514,48
17	64.174,60	44.792,04
18	67.592,32	47.069,61
19	71.010,03	49.347,17
20	74.427,74	51.624,73
21	77.845,45	53.902,29
22	81.263,16	56.179,85
23	84.680,87	58.457,41
24	88.098,60	60.734,98
25	91.516,31	63.012,54
26	94.934,02	65.290,10
27	98.351,73	67.567,66
28	101.769,44	69.845,22
29	105.187,15	72.122,78
30	108.604,87	74.400,35
31	112.022,58	76.677,91
32	115.440,29	78.955,47
33	118.098,81	80.473,84
34	120.757,34	81.992,22
35	123.415,86	83.510,59
36	126.642,39	85.596,97
37	130.010,91	87.825,34

Satserne er gældende fra 1. april 2012

Skalatin 14

Ægtefællepension

Pens. alder	Under folke- pensionsalder	Over folke- pensionsalder
1	3.844,10	2.703,95
2	7.688,21	5.407,91
3	11.532,31	8.111,86
4	15.376,41	10.815,81
5	19.220,52	13.519,77
6	23.064,62	16.223,72
7	26.908,72	18.927,67
8	30.752,84	21.631,63
9	34.596,94	24.335,58
10	38.441,04	27.039,53
11	42.285,15	29.743,49
12	46.129,25	32.447,44
13	49.973,35	35.151,39
14	53.817,46	37.855,35
15	57.661,56	40.559,30
16	61.505,66	43.263,25
17	64.963,49	45.580,93
18	68.421,31	47.898,60
19	71.879,13	50.216,27
20	75.336,96	52.533,95
21	78.794,78	54.851,62
22	82.252,61	57.169,30
23	85.710,43	59.486,97
24	89.168,27	61.804,65
25	92.626,09	64.122,32
26	96.083,91	66.439,99
27	99.541,74	68.757,67
28	102.999,56	71.075,34
29	106.457,39	73.393,02
30	109.915,21	75.710,69
31	113.373,03	78.028,36
32	116.830,86	80.346,04
33	119.516,12	81.891,15
34	122.201,39	83.436,27
35	124.886,66	84.981,39
36	128.139,92	87.094,50
37	131.535,19	89.349,62

Satserne er gældende fra 1. april 2012

Skalatin 15

Ægtefællepension

Pens. alder	Under folke- pensionsalder	Over folke- pensionsalder
1	3.892,16	2.752,01
2	7.784,33	5.504,03
3	11.676,49	8.256,04
4	15.568,65	11.008,05
5	19.460,81	13.760,06
6	23.352,98	16.512,08
7	27.245,14	19.264,09
8	31.137,31	22.016,10
9	35.029,47	24.768,11
10	38.921,64	27.520,13
11	42.813,80	30.272,14
12	46.705,96	33.024,15
13	50.598,12	35.776,16
14	54.490,29	38.528,18
15	58.382,45	41.280,19
16	62.274,61	44.032,20
17	65.773,63	46.391,07
18	69.272,65	48.749,94
19	72.771,66	51.108,80
20	76.270,68	53.467,67
21	79.769,70	55.826,54
22	83.268,72	58.185,41
23	86.767,74	60.544,28
24	90.266,76	62.903,14
25	93.765,78	65.262,01
26	97.264,80	67.620,88
27	100.763,82	69.979,75
28	104.262,83	72.338,61
29	107.761,85	74.697,48
30	111.260,87	77.056,35
31	114.759,89	79.415,22
32	118.258,91	81.774,09
33	120.971,63	83.346,66
34	123.684,36	84.919,24
35	126.397,09	86.491,82
36	129.677,82	88.632,40
37	133.100,55	90.914,98

Satserne er gældende fra 1. april 2012

Skalatin 16

Ægtefællepension

Pens. alder	Under folke- pensionsalder	Over folke- pensionsalder
1	3.941,57	2.801,42
2	7.883,15	5.602,85
3	11.824,72	8.404,27
4	15.766,30	11.205,70
5	19.707,87	14.007,12
6	23.649,45	16.808,55
7	27.591,02	19.609,97
8	31.532,61	22.411,40
9	35.474,18	25.212,82
10	39.415,75	28.014,24
11	43.357,33	30.815,67
12	47.298,90	33.617,09
13	51.240,48	36.418,52
14	55.182,05	39.219,94
15	59.123,63	42.021,37
16	63.065,20	44.822,79
17	66.606,57	47.224,01
18	70.147,94	49.625,23
19	73.689,31	52.026,45
20	77.230,69	54.427,68
21	80.772,06	56.828,90
22	84.313,43	59.230,12
23	87.854,80	61.631,34
24	91.396,18	64.032,56
25	94.937,55	66.433,78
26	98.478,92	68.835,00
27	102.020,29	71.236,22
28	105.561,66	73.637,44
29	109.103,03	76.038,66
30	112.644,41	78.439,89
31	116.185,78	80.841,11
32	119.727,15	83.242,33
33	122.468,11	84.843,14
34	125.209,08	86.443,96
35	127.950,04	88.044,77
36	131.259,00	90.213,58
37	134.709,97	92.524,40

Satserne er gældende fra 1. april 2012

Skalatrín 17

Ægtefællepensión

Pens. alder	Under folke- pensionsalder	Over folke- pensionsalder
1	3.992,32	2.852,17
2	7.984,63	5.704,33
3	11.976,95	8.556,50
4	15.969,27	11.408,67
5	19.961,58	14.260,83
6	23.953,90	17.113,00
7	27.946,22	19.965,17
8	31.938,54	22.817,33
9	35.930,86	25.669,50
10	39.923,17	28.521,66
11	43.915,49	31.373,83
12	47.907,81	34.226,00
13	51.900,12	37.078,16
14	55.892,44	39.930,33
15	59.884,76	42.782,50
16	63.877,07	45.634,66
17	67.461,94	48.079,38
18	71.046,80	50.524,09
19	74.631,67	52.968,81
20	78.216,53	55.413,52
21	81.801,39	57.858,23
22	85.386,26	60.302,95
23	88.971,12	62.747,66
24	92.556,00	65.192,38
25	96.140,86	67.637,09
26	99.725,72	70.081,80
27	103.310,59	72.526,52
28	106.895,45	74.971,23
29	110.480,32	77.415,95
30	114.065,18	79.860,66
31	117.650,04	82.305,37
32	121.234,91	84.750,09
33	124.004,87	86.379,90
34	126.774,83	88.009,71
35	129.544,79	89.639,52
36	132.882,75	91.837,33
37	136.362,71	94.177,14

Satserne er gældende fra 1. april 2012

Skalatrín 18

Ægtefællepensión

Pens. alder	Under folke- pensionsalder	Over folke- pensionsalder
1	4.044,48	2.904,33
2	8.088,96	5.808,66
3	12.133,44	8.712,99
4	16.177,92	11.617,32
5	20.222,40	14.521,65
6	24.266,88	17.425,98
7	28.311,36	20.330,31
8	32.355,85	23.234,64
9	36.400,33	26.138,97
10	40.444,81	29.043,30
11	44.489,29	31.947,63
12	48.533,77	34.851,96
13	52.578,25	37.756,29
14	56.622,73	40.660,62
15	60.667,21	43.564,95
16	64.711,69	46.469,28
17	68.341,27	48.958,71
18	71.970,84	51.448,13
19	75.600,42	53.937,56
20	79.229,99	56.426,98
21	82.859,57	58.916,41
22	86.489,15	61.405,84
23	90.118,72	63.895,26
24	93.748,31	66.384,69
25	97.377,88	68.874,11
26	101.007,46	71.363,54
27	104.637,03	73.852,96
28	108.266,61	76.342,39
29	111.896,19	78.831,82
30	115.525,76	81.321,24
31	119.155,34	83.810,67
32	122.784,91	86.300,09
33	125.584,68	87.959,71
34	128.384,45	89.619,33
35	131.184,22	91.278,95
36	134.551,98	93.506,56
37	138.061,75	95.876,18

Satserne er gældende fra 1. april 2012

Skalatin 19

Ægtefællepension

Pens. alder	Under folke- pensionsalder	Over folke- pensionsalder
1	4.098,07	2.957,92
2	8.196,13	5.915,83
3	12.294,20	8.873,75
4	16.392,26	11.831,66
5	20.490,33	14.789,58
6	24.588,39	17.747,49
7	28.686,46	20.705,41
8	32.784,53	23.663,32
9	36.882,60	26.621,24
10	40.980,66	29.579,15
11	45.078,73	32.537,07
12	49.176,79	35.494,98
13	53.274,86	38.452,90
14	57.372,92	41.410,81
15	61.470,99	44.368,73
16	65.569,05	47.326,64
17	69.244,56	49.862,00
18	72.920,06	52.397,35
19	76.595,57	54.932,71
20	80.271,08	57.468,07
21	83.946,58	60.003,42
22	87.622,09	62.538,78
23	91.297,59	65.074,13
24	94.973,11	67.609,49
25	98.648,61	70.144,84
26	102.324,12	72.680,20
27	105.999,63	75.215,56
28	109.675,13	77.750,91
29	113.350,64	80.286,27
30	117.026,14	82.821,62
31	120.701,65	85.356,98
32	124.377,16	87.892,34
33	127.207,54	89.582,57
34	130.037,93	91.272,81
35	132.868,32	92.963,05
36	136.266,70	95.221,28
37	139.807,09	97.621,52

Satserne er gældende fra 1. april 2012

Skalatin 20

Ægtefællepension

Pens. alder	Under folke- pensionsalder	Over folke- pensionsalder
1	4.153,12	3.012,97
2	8.306,24	6.025,94
3	12.459,35	9.038,90
4	16.612,47	12.051,87
5	20.765,59	15.064,84
6	24.918,71	18.077,81
7	29.071,82	21.090,77
8	33.224,95	24.103,74
9	37.378,07	27.116,71
10	41.531,19	30.129,68
11	45.684,31	33.142,65
12	49.837,42	36.155,61
13	53.990,54	39.168,58
14	58.143,66	42.181,55
15	62.296,78	45.194,52
16	66.449,90	48.207,49
17	70.172,59	50.790,03
18	73.895,28	53.372,57
19	77.617,98	55.955,12
20	81.340,67	58.537,66
21	85.063,36	61.120,20
22	88.786,06	63.702,75
23	92.508,75	66.285,29
24	96.231,46	68.867,84
25	99.954,15	71.450,38
26	103.676,84	74.032,92
27	107.399,54	76.615,47
28	111.122,23	79.198,01
29	114.844,93	81.780,56
30	118.567,62	84.363,10
31	122.290,31	86.945,64
32	126.013,01	89.528,19
33	128.874,85	91.249,88
34	131.736,70	92.971,58
35	134.598,54	94.693,27
36	138.028,39	96.982,97
37	141.600,24	99.414,67

Satserne er gældende fra 1. april 2012

Skalatin 21 Ægtefællepension

Pens. alder	Under folke- pensionsalder	Over folke- pensionsalder
1	4.209,71	3.069,56
2	8.419,41	6.139,11
3	12.629,12	9.208,67
4	16.838,83	12.278,23
5	21.048,53	15.347,78
6	25.258,24	18.417,34
7	29.467,95	21.486,90
8	33.677,66	24.556,45
9	37.887,37	27.626,01
10	42.097,07	30.695,56
11	46.306,78	33.765,12
12	50.516,49	36.834,68
13	54.726,19	39.904,23
14	58.935,90	42.973,79
15	63.145,61	46.043,35
16	67.355,31	49.112,90
17	71.126,51	51.743,95
18	74.897,71	54.375,00
19	78.668,91	57.006,05
20	82.440,11	59.637,10
21	86.211,31	62.268,15
22	89.982,50	64.899,19
23	93.753,70	67.530,24
24	97.524,91	70.161,29
25	101.296,11	72.792,34
26	105.067,31	75.423,39
27	108.838,51	78.054,44
28	112.609,70	80.685,48
29	116.380,90	83.316,53
30	120.152,10	85.947,58
31	123.923,30	88.578,63
32	127.694,50	91.209,68
33	130.588,68	92.963,71
34	133.482,86	94.717,74
35	136.377,05	96.471,78
36	139.839,23	98.793,81
37	143.443,41	101.257,84

Satserne er gældende fra 1. april 2012

Skalatin 22

Ægtefællepension

Pens. alder	Under folke- pensionsalder	Over folke- pensionsalder
1	4.266,25	3.126,10
2	8.532,50	6.252,20
3	12.798,75	9.378,30
4	17.064,99	12.504,39
5	21.331,24	15.630,49
6	25.597,49	18.756,59
7	29.863,74	21.882,69
8	34.130,00	25.008,79
9	38.396,25	28.134,89
10	42.662,49	31.260,98
11	46.928,74	34.387,08
12	51.194,99	37.513,18
13	55.461,24	40.639,28
14	59.727,49	43.765,38
15	63.993,74	46.891,48
16	68.259,99	50.017,58
17	72.079,65	52.697,09
18	75.899,31	55.376,60
19	79.718,97	58.056,11
20	83.538,64	60.735,63
21	87.358,30	63.415,14
22	91.177,96	66.094,65
23	94.997,63	68.774,17
24	98.817,30	71.453,68
25	102.636,96	74.133,19
26	106.456,62	76.812,70
27	110.276,29	79.492,22
28	114.095,95	82.171,73
29	117.915,61	84.851,24
30	121.735,28	87.530,76
31	125.554,94	90.210,27
32	129.374,60	92.889,78
33	132.301,09	94.676,12
34	135.227,59	96.462,47
35	138.154,08	98.248,81
36	141.648,57	100.603,15
37	145.285,06	103.099,49

Satserne er gældende fra 1. april 2012

Skalatin 23

Ægtefællepension

Pens. alder	Under folke- pensionsalder	Over folke- pensionsalder
1	4.322,65	3.182,50
2	8.645,31	6.365,01
3	12.967,96	9.547,51
4	17.290,61	12.730,01
5	21.613,27	15.912,52
6	25.935,92	19.095,02
7	30.258,57	22.277,52
8	34.581,23	25.460,02
9	38.903,89	28.642,53
10	43.226,54	31.825,03
11	47.549,19	35.007,53
12	51.871,85	38.190,04
13	56.194,50	41.372,54
14	60.517,15	44.555,04
15	64.839,81	47.737,55
16	69.162,46	50.920,05
17	73.030,47	53.647,91
18	76.898,48	56.375,77
19	80.766,49	59.103,63
20	84.634,50	61.831,49
21	88.502,51	64.559,35
22	92.370,52	67.287,21
23	96.238,53	70.015,07
24	100.106,55	72.742,93
25	103.974,56	75.470,79
26	107.842,57	78.198,65
27	111.710,58	80.926,51
28	115.578,59	83.654,37
29	119.446,60	86.382,23
30	123.314,61	89.110,09
31	127.182,62	91.837,95
32	131.050,63	94.565,81
33	134.009,35	96.384,38
34	136.968,07	98.202,95
35	139.926,80	100.021,53
36	143.453,52	102.408,10
37	147.122,24	104.936,67

Satserne er gældende fra 1. april 2012

Skalatrín 24

Ægtefællepension

Pens. alder	Under folke- pensionsalder	Over folke- pensionsalder
1	4.380,66	3.240,51
2	8.761,32	6.481,02
3	13.141,98	9.721,53
4	17.522,65	12.962,05
5	21.903,31	16.202,56
6	26.283,97	19.443,07
7	30.664,63	22.683,58
8	35.045,30	25.924,09
9	39.425,96	29.164,60
10	43.806,62	32.405,11
11	48.187,28	35.645,62
12	52.567,95	38.886,14
13	56.948,61	42.126,65
14	61.329,27	45.367,16
15	65.709,93	48.607,67
16	70.090,59	51.848,18
17	74.008,32	54.625,76
18	77.926,05	57.403,34
19	81.843,78	60.180,92
20	85.761,52	62.958,51
21	89.679,25	65.736,09
22	93.596,98	68.513,67
23	97.514,71	71.291,25
24	101.432,45	74.068,83
25	105.350,18	76.846,41
26	109.267,91	79.623,99
27	113.185,64	82.401,57
28	117.103,37	85.179,15
29	121.021,11	87.956,74
30	124.938,84	90.734,32
31	128.856,57	93.511,90
32	132.774,30	96.289,48
33	135.766,17	98.141,20
34	138.758,04	99.992,92
35	141.749,91	101.844,64
36	145.309,78	104.264,36
37	149.011,65	106.826,08

Satserne er gældende fra 1. april 2012

Skalatrín 25

Ægtefællepensión

Pens. alder	Under folke- pensionsalder	Over folke- pensionsalder
1	4.440,17	3.300,02
2	8.880,35	6.600,05
3	13.320,52	9.900,07
4	17.760,69	13.200,09
5	22.200,86	16.500,11
6	26.641,04	19.800,14
7	31.081,21	23.100,16
8	35.521,39	26.400,18
9	39.961,56	29.700,20
10	44.401,74	33.000,23
11	48.841,91	36.300,25
12	53.282,08	39.600,27
13	57.722,26	42.900,30
14	62.162,43	46.200,32
15	66.602,60	49.500,34
16	71.042,77	52.800,36
17	75.011,51	55.628,95
18	78.980,26	58.457,55
19	82.949,00	61.286,14
20	86.917,74	64.114,73
21	90.886,48	66.943,32
22	94.855,22	69.771,91
23	98.823,96	72.600,50
24	102.792,71	75.429,09
25	106.761,45	78.257,68
26	110.730,19	81.086,27
27	114.698,93	83.914,86
28	118.667,67	86.743,45
29	122.636,42	89.572,05
30	126.605,16	92.400,64
31	130.573,90	95.229,23
32	134.542,64	98.057,82
33	137.568,52	99.943,55
34	140.594,39	101.829,27
35	143.620,27	103.715,00
36	147.214,15	106.168,73
37	150.950,02	108.764,45

Satserne er gældende fra 1. april 2012

Skalatrín 26

Ægtefællepension

Pens. alder	Under folke- pensionsalder	Over folke- pensionsalder
1	4.501,25	3.361,10
2	9.002,50	6.722,20
3	13.503,75	10.083,30
4	18.005,00	13.444,40
5	22.506,25	16.805,50
6	27.007,49	20.166,59
7	31.508,74	23.527,69
8	36.010,00	26.888,79
9	40.511,25	30.249,89
10	45.012,50	33.610,99
11	49.513,75	36.972,09
12	54.015,00	40.333,19
13	58.516,25	43.694,29
14	63.017,50	47.055,39
15	67.518,75	50.416,49
16	72.019,99	53.777,58
17	76.041,09	56.658,53
18	80.062,18	59.539,47
19	84.083,27	62.420,41
20	88.104,36	65.301,35
21	92.125,46	68.182,30
22	96.146,55	71.063,24
23	100.167,64	73.944,18
24	104.188,74	76.825,12
25	108.209,83	79.706,06
26	112.230,93	82.587,01
27	116.252,02	85.467,95
28	120.273,11	88.348,89
29	124.294,20	91.229,83
30	128.315,29	94.110,77
31	132.336,39	96.991,72
32	136.357,48	99.872,66
33	139.418,26	101.793,29
34	142.479,03	103.713,91
35	145.539,81	105.634,54
36	149.168,59	108.123,17
37	152.939,37	110.753,80

Satserne er gældende fra 1. april 2012

Skalatin 27

Ægtefællepension

Pens. alder	Under folke- pensionsalder	Over folke- pensionsalder
1	4.563,91	3.423,76
2	9.127,81	6.847,51
3	13.691,72	10.271,27
4	18.255,62	13.695,02
5	22.819,53	17.118,78
6	27.383,44	20.542,54
7	31.947,34	23.966,29
8	36.511,26	27.390,05
9	41.075,17	30.813,81
10	45.639,07	34.237,56
11	50.202,98	37.661,32
12	54.766,88	41.085,07
13	59.330,79	44.508,83
14	63.894,70	47.932,59
15	68.458,60	51.356,34
16	73.022,51	54.780,10
17	77.097,31	57.714,75
18	81.172,11	60.649,40
19	85.246,90	63.584,04
20	89.321,70	66.518,69
21	93.396,50	69.453,34
22	97.471,30	72.387,99
23	101.546,10	75.322,64
24	105.620,90	78.257,28
25	109.695,70	81.191,93
26	113.770,50	84.126,58
27	117.845,30	87.061,23
28	121.920,10	89.995,88
29	125.994,90	92.930,53
30	130.069,69	95.865,17
31	134.144,49	98.799,82
32	138.219,29	101.734,47
33	141.315,87	103.690,90
34	144.412,45	105.647,33
35	147.509,04	107.603,77
36	150.747,62	109.702,20
37	154.412,20	112.226,63

Satserne er gældende fra 1. april 2012

Skalatrín 28

Ægtefællepension

Pens. alder	Under folke- pensionsalder	Over folke- pensionsalder
1	4.628,23	3.488,08
2	9.256,46	6.976,16
3	13.884,68	10.464,23
4	18.512,91	13.952,31
5	23.141,14	17.440,39
6	27.769,37	20.928,47
7	32.397,60	24.416,55
8	37.025,84	27.904,63
9	41.654,06	31.392,70
10	46.282,29	34.880,78
11	50.910,52	38.368,86
12	55.538,75	41.856,94
13	60.166,98	45.345,02
14	64.795,20	48.833,09
15	69.423,43	52.321,17
16	74.051,66	55.809,25
17	78.181,59	58.799,03
18	82.311,52	61.788,81
19	86.441,46	64.778,60
20	90.571,39	67.768,38
21	94.701,32	70.758,16
22	98.831,25	73.747,94
23	102.961,18	76.737,72
24	107.091,12	79.727,50
25	111.221,05	82.717,28
26	115.350,98	85.707,06
27	119.480,92	88.696,85
28	123.610,85	91.686,63
29	127.740,78	94.676,41
30	131.870,71	97.666,19
31	136.000,64	100.655,97
32	140.130,57	103.645,75
33	143.263,91	105.638,94
34	146.397,25	107.632,13
35	149.530,58	109.625,31
36	152.663,92	111.618,50
37	155.939,26	113.753,69

Satserne er gældende fra 1. april 2012

Skalatin 29

Ægtefællepension

Pens. alder	Under folke- pensionsalder	Over folke- pensionsalder
1	4.694,21	3.554,06
2	9.388,41	7.108,11
3	14.082,62	10.662,17
4	18.776,83	14.216,23
5	23.471,04	17.770,29
6	28.165,24	21.324,34
7	32.859,45	24.878,40
8	37.553,67	28.432,46
9	42.247,88	31.986,52
10	46.942,08	35.540,57
11	51.636,29	39.094,63
12	56.330,50	42.648,69
13	61.024,71	46.202,75
14	65.718,91	49.756,80
15	70.413,12	53.310,86
16	75.107,33	56.864,92
17	79.293,81	59.911,25
18	83.480,30	62.957,59
19	87.666,78	66.003,92
20	91.853,27	69.050,26
21	96.039,75	72.096,59
22	100.226,24	75.142,93
23	104.412,72	78.189,26
24	108.599,22	81.235,60
25	112.785,70	84.281,93
26	116.972,19	87.328,27
27	121.158,67	90.374,60
28	125.345,16	93.420,94
29	129.531,64	96.467,27
30	133.718,12	99.513,60
31	137.904,61	102.559,94
32	142.091,09	105.606,27
33	145.262,13	107.637,16
34	148.433,17	109.668,05
35	151.604,21	111.698,94
36	154.775,25	113.729,83
37	157.946,29	115.760,72

Satserne er gældende fra 1. april 2012

Skalatin 30 Ægtefællepension

Pens. alder	Under folke- pensionsalder	Over folke- pensionsalder
1	4.761,93	3.621,78
2	9.523,85	7.243,55
3	14.285,78	10.865,33
4	19.047,71	14.487,11
5	23.809,64	18.108,89
6	28.571,56	21.730,66
7	33.333,49	25.352,44
8	38.095,43	28.974,22
9	42.857,35	32.595,99
10	47.619,28	36.217,77
11	52.381,21	39.839,55
12	57.143,13	43.461,32
13	61.905,06	47.083,10
14	66.666,99	50.704,88
15	71.428,92	54.326,66
16	76.190,84	57.948,43
17	80.435,37	61.052,81
18	84.679,90	64.157,19
19	88.924,43	67.261,57
20	93.168,96	70.365,95
21	97.413,49	73.470,33
22	101.658,02	76.574,71
23	105.902,55	79.679,09
24	110.147,10	82.783,48
25	114.391,63	85.887,86
26	118.636,16	88.992,24
27	122.880,69	92.096,62
28	127.125,22	95.201,00
29	131.369,75	98.305,38
30	135.614,28	101.409,76
31	139.858,81	104.514,14
32	144.103,34	107.618,52
33	147.313,07	109.688,10
34	150.522,81	111.757,69
35	153.732,55	113.827,28
36	156.942,29	115.896,87
37	160.152,02	117.966,45

Satserne er gældende fra 1. april 2012

Skalatin 31

Ægtefællepension

Pens. alder	Under folke- pensionsalder	Over folke- pensionsalder
1	4.831,40	3.691,25
2	9.662,80	7.382,50
3	14.494,21	11.073,76
4	19.325,61	14.765,01
5	24.157,01	18.456,26
6	28.988,41	22.147,51
7	33.819,82	25.838,77
8	38.651,23	29.530,02
9	43.482,63	33.221,27
10	48.314,03	36.912,52
11	53.145,44	40.603,78
12	57.976,84	44.295,03
13	62.808,24	47.986,28
14	67.639,64	51.677,53
15	72.471,04	55.368,78
16	77.302,45	59.060,04
17	81.606,53	62.223,97
18	85.910,61	65.387,90
19	90.214,69	68.551,83
20	94.518,77	71.715,76
21	98.822,85	74.879,69
22	103.126,93	78.043,62
23	107.431,01	81.207,55
24	111.735,10	84.371,48
25	116.039,18	87.535,41
26	120.343,26	90.699,34
27	124.647,34	93.863,27
28	128.951,42	97.027,20
29	133.255,50	100.191,13
30	137.559,58	103.355,06
31	141.863,66	106.518,99
32	146.167,75	109.682,93
33	149.417,18	111.792,21
34	152.666,62	113.901,50
35	155.916,06	116.010,79
36	159.165,49	118.120,07
37	162.414,93	120.229,36

Satserne er gældende fra 1. april 2012

Skalatin 32

Ægtefællepension

Pens. alder	Under folke- pensionsalder	Over folke- pensionsalder
1	4.902,72	3.762,57
2	9.805,43	7.525,13
3	14.708,15	11.287,70
4	19.610,86	15.050,26
5	24.513,58	18.812,83
6	29.416,29	22.575,39
7	34.319,01	26.337,96
8	39.221,73	30.100,52
9	44.124,45	33.863,09
10	49.027,17	37.625,66
11	53.929,88	41.388,22
12	58.832,60	45.150,79
13	63.735,31	48.913,35
14	68.638,03	52.675,92
15	73.540,74	56.438,48
16	78.443,46	60.201,05
17	82.808,67	63.426,11
18	87.173,87	66.651,16
19	91.539,08	69.876,22
20	95.904,28	73.101,27
21	100.269,49	76.326,33
22	104.634,70	79.551,39
23	108.999,90	82.776,44
24	113.365,12	86.001,50
25	117.730,33	89.226,56
26	122.095,53	92.451,61
27	126.460,74	95.676,67
28	130.825,94	98.901,72
29	135.191,15	102.126,78
30	139.556,36	105.351,84
31	143.921,56	108.576,89
32	148.286,77	111.801,95
33	151.576,96	113.951,99
34	154.867,14	116.102,02
35	158.157,33	118.252,06
36	161.447,52	120.402,10
37	164.737,71	122.552,14

Satserne er gældende fra 1. april 2012

Skalatrín 33

Ægtefællepensión

Pens. alder	Under folke- pensionsalder	Over folke- pensionsalder
1	4.975,86	3.835,71
2	9.951,72	7.671,42
3	14.927,58	11.507,13
4	19.903,44	15.342,84
5	24.879,29	19.178,54
6	29.855,15	23.014,25
7	34.831,01	26.849,96
8	39.806,88	30.685,67
9	44.782,74	34.521,38
10	49.758,60	38.357,09
11	54.734,46	42.192,80
12	59.710,32	46.028,51
13	64.686,17	49.864,21
14	69.662,03	53.699,92
15	74.637,89	57.535,63
16	79.613,75	61.371,34
17	84.041,65	64.659,09
18	88.469,55	67.946,84
19	92.897,45	71.234,59
20	97.325,35	74.522,34
21	101.753,25	77.810,09
22	106.181,15	81.097,84
23	110.609,05	84.385,59
24	115.036,96	87.673,34
25	119.464,87	90.961,10
26	123.892,77	94.248,85
27	128.320,67	97.536,60
28	132.748,57	100.824,35
29	137.176,47	104.112,10
30	141.604,37	107.399,85
31	146.032,27	110.687,60
32	150.460,17	113.975,35
33	153.792,15	116.167,18
34	157.124,14	118.359,02
35	160.456,12	120.550,85
36	163.788,10	122.742,68
37	167.120,09	124.934,52

Satserne er gældende fra 1. april 2012

Skalatin 34 Ægtefællepension

Pens. alder	Under folke- pensionsalder	Over folke- pensionsalder
1	5.050,94	3.910,79
2	10.101,87	7.821,57
3	15.152,81	11.732,36
4	20.203,75	15.643,15
5	25.254,68	19.553,93
6	30.305,62	23.464,72
7	35.356,55	27.375,50
8	40.407,50	31.286,29
9	45.458,44	35.197,08
10	50.509,37	39.107,86
11	55.560,31	43.018,65
12	60.611,25	46.929,44
13	65.662,18	50.840,22
14	70.713,12	54.751,01
15	75.764,05	58.661,79
16	80.814,99	62.572,58
17	85.307,24	65.924,68
18	89.799,50	69.276,79
19	94.291,75	72.628,89
20	98.784,00	75.980,99
21	103.276,25	79.333,09
22	107.768,51	82.685,20
23	112.260,76	86.037,30
24	116.753,02	89.389,40
25	121.245,27	92.741,50
26	125.737,53	96.093,61
27	130.229,78	99.445,71
28	134.722,03	102.797,81
29	139.214,28	106.149,91
30	143.706,54	109.502,02
31	148.198,79	112.854,12
32	152.691,04	116.206,22
33	156.065,93	118.440,96
34	159.440,81	120.675,69
35	162.815,70	122.910,43
36	166.190,58	125.145,16
37	169.565,47	127.379,90

Satserne er gældende fra 1. april 2012

Skalatin 35

Ægtefællepension

Pens. alder	Under folke- pensionsalder	Over folke- pensionsalder
1	5.127,98	3.987,83
2	10.255,97	7.975,67
3	15.383,95	11.963,50
4	20.511,94	15.951,34
5	25.639,92	19.939,17
6	30.767,91	23.927,01
7	35.895,89	27.914,84
8	41.023,89	31.902,68
9	46.151,87	35.890,51
10	51.279,86	39.878,35
11	56.407,84	43.866,18
12	61.535,82	47.854,01
13	66.663,81	51.841,85
14	71.791,79	55.829,68
15	76.919,78	59.817,52
16	82.047,76	63.805,35
17	86.606,06	67.223,50
18	91.164,35	70.641,64
19	95.722,64	74.059,78
20	100.280,94	77.477,93
21	104.839,23	80.896,07
22	109.397,53	84.314,22
23	113.955,82	87.732,36
24	118.514,12	91.150,50
25	123.072,42	94.568,65
26	127.630,71	97.986,79
27	132.189,01	101.404,94
28	136.747,30	104.823,08
29	141.305,59	108.241,22
30	145.863,89	111.659,37
31	150.422,18	115.077,51
32	154.980,48	118.495,66
33	158.399,39	120.774,42
34	161.818,30	123.053,18
35	165.237,21	125.331,94
36	168.656,13	127.610,71
37	172.075,04	129.889,47

Satserne er gældende fra 1. april 2012

Skalatrin 36

Ægtefællepension

Pens. alder	Under folke- pensionsalder	Over folke- pensionsalder
1	5.207,02	4.066,87
2	10.414,03	8.133,73
3	15.621,05	12.200,60
4	20.828,07	16.267,47
5	26.035,09	20.334,34
6	31.242,10	24.401,20
7	36.449,12	28.468,07
8	41.656,15	32.534,94
9	46.863,17	36.601,81
10	52.070,18	40.668,67
11	57.277,20	44.735,54
12	62.484,22	48.802,41
13	67.691,24	52.869,28
14	72.898,25	56.936,14
15	78.105,27	61.003,01
16	83.312,29	65.069,88
17	87.938,32	68.555,76
18	92.564,36	72.041,65
19	97.190,40	75.527,54
20	101.816,43	79.013,42
21	106.442,47	82.499,31
22	111.068,51	85.985,20
23	115.694,54	89.471,08
24	120.320,59	92.956,97
25	124.946,63	96.442,86
26	129.572,66	99.928,74
27	134.198,70	103.414,63
28	138.824,73	106.900,51
29	143.450,77	110.386,40
30	148.076,81	113.872,29
31	152.702,84	117.358,17
32	157.328,88	120.844,06
33	160.792,95	123.167,98
34	164.257,03	125.491,91
35	167.721,10	127.815,83
36	171.185,18	130.139,76
37	174.649,25	132.463,68

Satserne er gældende fra 1. april 2012

Skalatin 37

Ægtefællepension

Pens. alder	Under folke- pensionsalder	Over folke- pensionsalder
1	5.288,12	4.147,97
2	10.576,23	8.295,93
3	15.864,35	12.443,90
4	21.152,46	16.591,86
5	26.440,58	20.739,83
6	31.728,69	24.887,79
7	37.016,81	29.035,76
8	42.304,93	33.183,72
9	47.593,05	37.331,69
10	52.881,16	41.479,65
11	58.169,28	45.627,62
12	63.457,40	49.775,59
13	68.745,51	53.923,55
14	74.033,63	58.071,52
15	79.321,74	62.219,48
16	84.609,86	66.367,45
17	89.305,41	69.922,85
18	94.000,96	73.478,25
19	98.696,50	77.033,64
20	103.392,05	80.589,04
21	108.087,60	84.144,44
22	112.783,15	87.699,84
23	117.478,70	91.255,24
24	122.174,26	94.810,64
25	126.869,81	98.366,04
26	131.565,36	101.921,44
27	136.260,91	105.476,84
28	140.956,46	109.032,24
29	145.652,00	112.587,63
30	150.347,55	116.143,03
31	155.043,10	119.698,43
32	159.738,65	123.253,83
33	163.249,07	125.624,10
34	166.759,48	127.994,36
35	170.269,90	130.364,63
36	173.780,32	132.734,90
37	177.290,73	135.105,16

Satserne er gældende fra 1. april 2012

Skalatrin 38 Ægtefællepension

Pens. alder	Under folke- pensionsalder	Over folke- pensionsalder
1	5.372,88	4.232,73
2	10.745,77	8.465,47
3	16.118,65	12.698,20
4	21.491,54	16.930,94
5	26.864,42	21.163,67
6	32.237,30	25.396,40
7	37.610,19	29.629,14
8	42.983,08	33.861,87
9	48.355,97	38.094,61
10	53.728,85	42.327,34
11	59.101,73	46.560,07
12	64.474,62	50.792,81
13	69.847,50	55.025,54
14	75.220,39	59.258,28
15	80.593,27	63.491,01
16	85.966,15	67.723,74
17	90.734,36	71.351,80
18	95.502,57	74.979,86
19	100.270,78	78.607,92
20	105.038,99	82.235,98
21	109.807,19	85.864,03
22	114.575,40	89.492,09
23	119.343,61	93.120,15
24	124.111,83	96.748,21
25	128.880,03	100.376,26
26	133.648,24	104.004,32
27	138.416,45	107.632,38
28	143.184,66	111.260,44
29	147.952,87	114.888,50
30	152.721,07	118.516,55
31	157.489,28	122.144,61
32	162.257,49	125.772,67
33	165.816,34	128.191,37
34	169.375,20	130.610,08
35	172.934,05	133.028,78
36	176.492,91	135.447,49
37	180.051,76	137.866,19

Satserne er gældende fra 1. april 2012

Skalatrín 39

Ægtefællepension

Pens. alder	Under folke- pensionsalder	Over folke- pensionsalder
1	5.460,05	4.319,90
2	10.920,11	8.639,81
3	16.380,16	12.959,71
4	21.840,22	17.279,62
5	27.300,27	21.599,52
6	32.760,32	25.919,42
7	38.220,38	30.239,33
8	43.680,44	34.559,23
9	49.140,49	38.879,13
10	54.600,55	43.199,04
11	60.060,60	47.518,94
12	65.520,66	51.838,85
13	70.980,71	56.158,75
14	76.440,76	60.478,65
15	81.900,82	64.798,56
16	87.360,87	69.118,46
17	92.203,80	72.821,24
18	97.046,72	76.524,01
19	101.889,65	80.226,79
20	106.732,57	83.929,56
21	111.575,50	87.632,34
22	116.418,42	91.335,11
23	121.261,35	95.037,89
24	126.104,28	98.740,66
25	130.947,20	102.443,43
26	135.790,13	106.146,21
27	140.633,05	109.848,98
28	145.475,98	113.551,76
29	150.318,90	117.254,53
30	155.161,83	120.957,31
31	160.004,75	124.660,08
32	164.847,68	128.362,86
33	168.456,34	130.831,37
34	172.065,01	133.299,89
35	175.673,68	135.768,41
36	179.282,34	138.236,92
37	182.891,01	140.705,44

Satserne er gældende fra 1. april 2012

Skalatin 40 Ægtefællepension

Pens. alder	Under folke- pensionsalder	Over folke- pensionsalder
1	5.549,48	4.409,33
2	11.098,96	8.818,66
3	16.648,44	13.227,99
4	22.197,92	17.637,32
5	27.747,40	22.046,65
6	33.296,88	26.455,98
7	38.846,36	30.865,31
8	44.395,84	35.274,63
9	49.945,32	39.683,96
10	55.494,80	44.093,29
11	61.044,28	48.502,62
12	66.593,76	52.911,95
13	72.143,24	57.321,28
14	77.692,72	61.730,61
15	83.242,20	66.139,94
16	88.791,68	70.549,27
17	93.711,25	74.328,69
18	98.630,83	78.108,12
19	103.550,40	81.887,54
20	108.469,98	85.666,97
21	113.389,55	89.446,39
22	118.309,13	93.225,82
23	123.228,71	97.005,25
24	128.148,29	100.784,67
25	133.067,87	104.564,10
26	137.987,44	108.343,52
27	142.907,02	112.122,95
28	147.826,59	115.902,37
29	152.746,17	119.681,80
30	157.665,74	123.461,22
31	162.585,32	127.240,65
32	167.504,89	131.020,07
33	171.164,66	133.539,69
34	174.824,43	136.059,31
35	178.484,19	138.578,92
36	182.143,96	141.098,54
37	185.803,73	143.618,16

Satserne er gældende fra 1. april 2012

Skalatin 41 Ægtefællepension

Pens. alder	Under folke- pensionsalder	Over folke- pensionsalder
1	5.641,24	4.501,09
2	11.282,48	9.002,18
3	16.923,72	13.503,27
4	22.564,96	18.004,36
5	28.206,20	22.505,45
6	33.847,44	27.006,54
7	39.488,67	31.507,62
8	45.129,92	36.008,71
9	50.771,16	40.509,80
10	56.412,40	45.010,89
11	62.053,64	49.511,98
12	67.694,88	54.013,07
13	73.336,12	58.514,16
14	78.977,36	63.015,25
15	84.618,60	67.516,34
16	90.259,84	72.017,43
17	95.258,06	75.875,50
18	100.256,29	79.733,58
19	105.254,52	83.591,66
20	110.252,74	87.449,73
21	115.250,97	91.307,81
22	120.249,20	95.165,89
23	125.247,42	99.023,96
24	130.245,66	102.882,04
25	135.243,89	106.740,12
26	140.242,11	110.598,19
27	145.240,34	114.456,27
28	150.238,56	118.314,34
29	155.236,79	122.172,42
30	160.235,02	126.030,50
31	165.233,24	129.888,57
32	170.231,47	133.746,65
33	173.943,67	136.318,70
34	177.655,87	138.890,75
35	181.368,07	141.462,80
36	185.080,27	144.034,85
37	188.792,48	146.606,91

Satserne er gældende fra 1. april 2012

Skalatin 42

Ægtefællepension

Pens. alder	Under folke- pensionsalder	Over folke- pensionsalder
1	5.735,39	4.595,24
2	11.470,78	9.190,48
3	17.206,17	13.785,72
4	22.941,56	18.380,96
5	28.676,95	22.976,20
6	34.412,34	27.571,44
7	40.147,73	32.166,68
8	45.883,13	36.761,92
9	51.618,52	41.357,16
10	57.353,91	45.952,40
11	63.089,30	50.547,64
12	68.824,69	55.142,88
13	74.560,08	59.738,12
14	80.295,47	64.333,36
15	86.030,86	68.928,60
16	91.766,25	73.523,84
17	96.845,18	77.462,62
18	101.924,10	81.401,39
19	107.003,03	85.340,17
20	112.081,96	89.278,95
21	117.160,89	93.217,73
22	122.239,81	97.156,50
23	127.318,74	101.095,28
24	132.397,68	105.034,06
25	137.476,60	108.972,83
26	142.555,53	112.911,61
27	147.634,46	116.850,39
28	152.713,39	120.789,17
29	157.792,31	124.727,94
30	162.871,24	128.666,72
31	167.950,17	132.605,50
32	173.029,09	136.544,27
33	176.795,10	139.170,13
34	180.561,10	141.795,98
35	184.327,10	144.421,83
36	188.093,10	147.047,68
37	191.859,10	149.673,53

Satserne er gældende fra 1. april 2012

Skalatrín 43

Ægtefællepension

Pens. alder	Under folke- pensionsalder	Over folke- pensionsalder
1	5.837,41	4.697,26
2	11.674,82	9.394,52
3	17.512,23	14.091,78
4	23.349,64	18.789,04
5	29.187,05	23.486,30
6	35.024,46	28.183,56
7	40.861,88	32.880,83
8	46.699,30	37.578,09
9	52.536,71	42.275,35
10	58.374,12	46.972,61
11	64.211,53	51.669,87
12	70.048,94	56.367,13
13	75.886,35	61.064,39
14	81.723,76	65.761,65
15	87.561,17	70.458,91
16	93.398,58	75.156,17
17	98.564,96	79.182,40
18	103.731,33	83.208,62
19	108.897,70	87.234,84
20	114.064,08	91.261,07
21	119.230,45	95.287,29
22	124.396,82	99.313,51
23	129.563,20	103.339,74
24	134.729,58	107.365,96
25	139.895,95	111.392,18
26	145.062,33	115.418,41
27	150.228,70	119.444,63
28	155.395,08	123.470,86
29	160.561,45	127.497,08
30	165.727,82	131.523,30
31	170.894,20	135.549,53
32	176.060,57	139.575,75
33	179.884,87	142.259,90
34	183.709,17	144.944,05
35	187.533,47	147.628,20
36	191.357,77	150.312,35
37	195.182,07	152.996,50

Satserne er gældende fra 1. april 2012

Skalatin 44 Ægtefællepension

Pens. alder	Under folke- pensionsalder	Over folke- pensionsalder
1	5.942,22	4.802,07
2	11.884,44	9.604,14
3	17.826,66	14.406,21
4	23.768,88	19.208,28
5	29.711,10	24.010,35
6	35.653,32	28.812,42
7	41.595,54	33.614,49
8	47.537,77	38.416,56
9	53.479,99	43.218,63
10	59.422,21	48.020,70
11	65.364,43	52.822,77
12	71.306,65	57.624,84
13	77.248,87	62.426,91
14	83.191,09	67.228,98
15	89.133,30	72.031,04
16	95.075,52	76.833,11
17	100.331,73	80.949,17
18	105.587,94	85.065,23
19	110.844,15	89.181,29
20	116.100,36	93.297,35
21	121.356,57	97.413,41
22	126.612,78	101.529,47
23	131.868,99	105.645,53
24	137.125,21	109.761,59
25	142.381,42	113.877,65
26	147.637,63	117.993,71
27	152.893,84	122.109,77
28	158.150,05	126.225,83
29	163.406,26	130.341,89
30	168.662,47	134.457,95
31	173.918,68	138.574,01
32	179.174,89	142.690,07
33	183.059,08	145.434,11
34	186.943,27	148.178,15
35	190.827,46	150.922,19
36	194.711,65	153.666,23
37	198.595,84	156.410,27

Satserne er gældende fra 1. april 2012

Skalatin 45 Ægtefællepension

Pens. alder	Under folke- pensionsalder	Over folke- pensionsalder
1	6.049,93	4.909,78
2	12.099,86	9.819,56
3	18.149,78	14.729,33
4	24.199,71	19.639,11
5	30.249,64	24.548,89
6	36.299,57	29.458,67
7	42.349,50	34.368,45
8	48.399,44	39.278,23
9	54.449,36	44.188,00
10	60.499,29	49.097,78
11	66.549,22	54.007,56
12	72.599,15	58.917,34
13	78.649,08	63.827,12
14	84.699,00	68.736,89
15	90.748,93	73.646,67
16	96.798,86	78.556,45
17	102.147,39	82.764,83
18	107.495,92	86.973,21
19	112.844,45	91.181,59
20	118.192,99	95.389,98
21	123.541,52	99.598,36
22	128.890,05	103.806,74
23	134.238,58	108.015,12
24	139.587,12	112.223,50
25	144.935,65	116.431,88
26	150.284,18	120.640,26
27	155.632,71	124.848,64
28	160.981,25	129.057,03
29	166.329,78	133.265,41
30	171.678,31	137.473,79
31	177.026,84	141.682,17
32	182.375,37	145.890,55
33	186.321,11	148.696,14
34	190.266,85	151.501,73
35	194.212,58	154.307,31
36	198.158,32	157.112,90
37	202.104,06	159.918,49

Satserne er gældende fra 1. april 2012

Skalatin 46

Ægtefællepension

Pens. alder	Under folke- pensionsalder	Over folke- pensionsalder
1	6.160,60	5.020,45
2	12.321,21	10.040,91
3	18.481,81	15.061,36
4	24.642,41	20.081,81
5	30.803,02	25.102,27
6	36.963,62	30.122,72
7	43.124,22	35.143,17
8	49.284,83	40.163,62
9	55.445,44	45.184,08
10	61.606,04	50.204,53
11	67.766,64	55.224,98
12	73.927,25	60.245,44
13	80.087,85	65.265,89
14	86.248,45	70.286,34
15	92.409,06	75.306,80
16	98.569,66	80.327,25
17	104.013,05	84.630,49
18	109.456,45	88.933,74
19	114.899,85	93.236,99
20	120.343,24	97.540,23
21	125.786,64	101.843,48
22	131.230,03	106.146,72
23	136.673,43	110.449,97
24	142.116,83	114.753,21
25	147.560,23	119.056,46
26	153.003,62	123.359,70
27	158.447,02	127.662,95
28	163.890,42	131.966,20
29	169.333,81	136.269,44
30	174.777,21	140.572,69
31	180.220,60	144.875,93
32	185.664,00	149.179,18
33	189.672,98	152.048,01
34	193.681,96	154.916,84
35	197.690,94	157.785,67
36	201.699,92	160.654,50
37	205.708,90	163.523,33

Satserne er gældende fra 1. april 2012

Skalatin 47

Ægtefællepension

Pens. alder	Under folke- pensionsalder	Over folke- pensionsalder
1	6.391,14	5.250,99
2	12.782,28	10.501,98
3	19.173,43	15.752,98
4	25.564,57	21.003,97
5	31.955,71	26.254,96
6	38.346,85	31.505,95
7	44.738,00	36.756,95
8	51.129,15	42.007,94
9	57.520,29	47.258,93
10	63.911,43	52.509,92
11	70.302,58	57.760,92
12	76.693,72	63.011,91
13	83.084,86	68.262,90
14	89.476,00	73.513,89
15	95.867,15	78.764,89
16	102.258,29	84.015,88
17	107.899,29	88.516,73
18	113.540,29	93.017,58
19	119.181,29	97.518,43
20	124.822,29	102.019,28
21	130.463,29	106.520,13
22	136.104,29	111.020,98
23	141.745,29	115.521,83
24	147.386,30	120.022,68
25	153.027,30	124.523,53
26	158.668,30	129.024,38
27	164.309,30	133.525,23
28	169.950,31	138.026,09
29	175.591,31	142.526,94
30	181.232,31	147.027,79
31	186.873,31	151.528,64
32	192.514,31	156.029,49
33	196.655,02	159.030,05
34	200.795,74	162.030,62
35	204.936,46	165.031,19
36	209.077,18	168.031,76
37	213.217,89	171.032,32

Satserne er gældende fra 1. april 2012

Skalatrin 48 Ægtefællepension

Pens. alder	Under folke- pensionsalder	Over folke- pensionsalder
1	6.743,82	5.603,67
2	13.487,64	11.207,34
3	20.231,46	16.811,01
4	26.975,28	22.414,68
5	33.719,11	28.018,36
6	40.462,93	33.622,03
7	47.206,75	39.225,70
8	53.950,58	44.829,37
9	60.694,40	50.433,04
10	67.438,22	56.036,71
11	74.182,04	61.640,38
12	80.925,86	67.244,05
13	87.669,68	72.847,72
14	94.413,51	78.451,40
15	101.157,33	84.055,07
16	107.901,15	89.658,74
17	113.844,45	94.461,89
18	119.787,74	99.265,03
19	125.731,04	104.068,18
20	131.674,34	108.871,33
21	137.617,63	113.674,47
22	143.560,93	118.477,62
23	149.504,23	123.280,77
24	155.447,53	128.083,91
25	161.390,83	132.887,06
26	167.334,13	137.690,21
27	173.277,42	142.493,35
28	179.220,72	147.296,50
29	185.164,02	152.099,65
30	191.107,31	156.902,79
31	197.050,61	161.705,94
32	202.993,91	166.509,09
33	207.336,15	169.711,18
34	211.678,40	172.913,28
35	216.020,65	176.115,38
36	220.362,90	179.317,48
37	224.705,14	182.519,57

Satserne er gældende fra 1. april 2012

Skalatin 49

Ægtefællepension

Pens. alder	Under folke- pensionsalder	Over folke- pensionsalder
1	7.134,60	5.994,45
2	14.269,19	11.988,89
3	21.403,79	17.983,34
4	28.538,38	23.977,78
5	35.672,98	29.972,23
6	42.807,58	35.966,68
7	49.942,17	41.961,12
8	57.076,78	47.955,57
9	64.211,37	53.950,01
10	71.345,97	59.944,46
11	78.480,57	65.938,91
12	85.615,16	71.933,35
13	92.749,76	77.927,80
14	99.884,35	83.922,24
15	107.018,95	89.916,69
16	114.153,55	95.911,14
17	120.431,79	101.049,23
18	126.710,04	106.187,33
19	132.988,29	111.325,43
20	139.266,53	116.463,52
21	145.544,78	121.601,62
22	151.823,02	126.739,71
23	158.101,27	131.877,81
24	164.379,53	137.015,91
25	170.657,77	142.154,00
26	176.936,02	147.292,10
27	183.214,27	152.430,20
28	189.492,51	157.568,29
29	195.770,76	162.706,39
30	202.049,01	167.844,49
31	208.327,25	172.982,58
32	214.605,50	178.120,68
33	219.171,05	181.546,08
34	223.736,60	184.971,48
35	228.302,14	188.396,87
36	232.867,69	191.822,27
37	237.433,24	195.247,67

Satserne er gældende fra 1. april 2012

Skalatrín 50 Ægtefællepension

Pens. alder	Under folke- pensionsalder	Over folke- pensionsalder
1	7.761,17	6.621,02
2	15.522,35	13.242,05
3	23.283,52	19.863,07
4	31.044,70	26.484,10
5	38.805,87	33.105,12
6	46.567,04	39.726,14
7	54.328,22	46.347,17
8	62.089,40	52.968,19
9	69.850,58	59.589,22
10	77.611,75	66.210,24
11	85.372,92	72.831,26
12	93.134,10	79.452,29
13	100.895,27	86.073,31
14	108.656,45	92.694,34
15	116.417,62	99.315,36
16	124.178,79	105.936,38
17	130.994,11	111.611,55
18	137.809,42	117.286,71
19	144.624,73	122.961,87
20	151.440,05	128.637,04
21	158.255,36	134.312,20
22	165.070,67	139.987,36
23	171.885,99	145.662,53
24	178.701,31	151.337,69
25	185.516,62	157.012,85
26	192.331,94	162.688,02
27	199.147,25	168.363,18
28	205.962,56	174.038,34
29	212.777,88	179.713,51
30	219.593,19	185.388,67
31	226.408,50	191.063,83
32	233.223,82	196.739,00
33	238.147,41	200.522,44
34	243.071,00	204.305,88
35	247.994,59	208.089,32
36	252.918,19	211.872,77
37	257.841,78	215.656,21

Satserne er gældende fra 1. april 2012

Skalatrín 51

Ægtefællepension

Pens. alder	Under folke- pensionsalder	Over folke- pensionsalder
1	8.673,69	7.533,54
2	17.347,37	15.067,07
3	26.021,06	22.600,61
4	34.694,75	30.134,15
5	43.368,43	37.667,68
6	52.042,12	45.201,22
7	60.715,81	52.734,76
8	69.389,50	60.268,29
9	78.063,19	67.801,83
10	86.736,88	75.335,37
11	95.410,56	82.868,90
12	104.084,25	90.402,44
13	112.757,94	97.935,98
14	121.431,62	105.469,51
15	130.105,31	113.003,05
16	138.778,99	120.536,58
17	146.376,46	126.993,90
18	153.973,93	133.451,22
19	161.571,40	139.908,54
20	169.168,86	146.365,85
21	176.766,33	152.823,17
22	184.363,80	159.280,49
23	191.961,26	165.737,80
24	199.558,74	172.195,12
25	207.156,21	178.652,44
26	214.753,68	185.109,76
27	222.351,14	191.567,07
28	229.948,61	198.024,39
29	237.546,08	204.481,71
30	245.143,54	210.939,02
31	252.741,01	217.396,34
32	260.338,48	223.853,66
33	265.783,51	228.158,54
34	271.228,53	232.463,41
35	276.673,56	236.768,29
36	282.118,59	241.073,17
37	287.563,62	245.378,05

Satserne er gældende fra 1. april 2012

Skalatin 52

Ægtefællepension

Pens. alder	Under folke- pensionsalder	Over folke- pensionsalder
1	9.411,67	8.271,52
2	18.823,34	16.543,04
3	28.235,01	24.814,56
4	37.646,68	33.086,08
5	47.058,35	41.357,60
6	56.470,02	49.629,12
7	65.881,69	57.900,64
8	75.293,37	66.172,16
9	84.705,04	74.443,68
10	94.116,72	82.715,21
11	103.528,39	90.986,73
12	112.940,06	99.258,25
13	122.351,73	107.529,77
14	131.763,40	115.801,29
15	141.175,07	124.072,81
16	150.586,74	132.344,33
17	158.816,76	139.434,20
18	167.046,79	146.524,08
19	175.276,81	153.613,95
20	183.506,84	160.703,83
21	191.736,86	167.793,70
22	199.966,89	174.883,58
23	208.196,91	181.973,45
24	216.426,95	189.063,33
25	224.656,97	196.153,20
26	232.887,00	203.243,08
27	241.117,02	210.332,95
28	249.347,05	217.422,83
29	257.577,07	224.512,70
30	265.807,10	231.602,58
31	274.037,12	238.692,45
32	282.267,15	245.782,33
33	288.133,88	250.508,91
34	294.000,61	255.235,49
35	299.867,34	259.962,07
36	305.734,08	264.688,66
37	311.600,81	269.415,24

Satserne er gældende fra 1. april 2012

Skalatrín 53

Ægtefællepensión

Pens. alder	Under folke- pensionsalder	Over folke- pensionsalder
1	10.395,32	9.255,17
2	20.790,63	18.510,33
3	31.185,95	27.765,50
4	41.581,27	37.020,67
5	51.976,58	46.275,83
6	62.371,90	55.531,00
7	72.767,21	64.786,16
8	83.162,54	74.041,33
9	93.557,86	83.296,50
10	103.953,17	92.551,66
11	114.348,49	101.806,83
12	124.743,81	111.062,00
13	135.139,12	120.317,16
14	145.534,44	129.572,33
15	155.929,75	138.827,49
16	166.325,07	148.082,66
17	175.398,22	156.015,66
18	184.471,37	163.948,66
19	193.544,52	171.881,66
20	202.617,67	179.814,66
21	211.690,82	187.747,66
22	220.763,97	195.680,66
23	229.837,12	203.613,66
24	238.910,28	211.546,66
25	247.983,43	219.479,66
26	257.056,58	227.412,66
27	266.129,73	235.345,66
28	275.202,88	243.278,66
29	284.276,03	251.211,66
30	293.349,18	259.144,66
31	302.422,33	267.077,66
32	311.495,48	275.010,66
33	317.924,29	280.299,32
34	324.353,11	285.587,99
35	330.781,93	290.876,66
36	337.210,74	296.165,32
37	343.639,56	301.453,99

Satserne er gældende fra 1. april 2012

Skalatin 54 Ægtefællepension

Pens. alder	Under folke- pensionsalder	Over folke- pensionsalder
1	11.576,67	10.436,52
2	23.153,34	20.873,04
3	34.730,00	31.309,55
4	46.306,67	41.746,07
5	57.883,34	52.182,59
6	69.460,01	62.619,11
7	81.036,68	73.055,63
8	92.613,35	83.492,14
9	104.190,02	93.928,66
10	115.766,69	104.365,18
11	127.343,36	114.801,70
12	138.920,03	125.238,22
13	150.496,69	135.674,73
14	162.073,36	146.111,25
15	173.650,03	156.547,77
16	185.226,70	166.984,29
17	195.312,44	175.929,88
18	205.398,17	184.875,46
19	215.483,91	193.821,05
20	225.569,65	202.766,64
21	235.655,38	211.712,22
22	245.741,12	220.657,81
23	255.826,86	229.603,40
24	265.912,60	238.548,98
25	275.998,34	247.494,57
26	286.084,08	256.440,16
27	296.169,81	265.385,74
28	306.255,55	274.331,33
29	316.341,29	283.276,92
30	326.427,02	292.222,50
31	336.512,76	301.168,09
32	346.598,50	310.113,68
33	353.702,37	316.077,40
34	360.806,25	322.041,13
35	367.910,12	328.004,85
36	375.014,00	333.968,58
37	382.117,87	339.932,30

Satserne er gældende fra 1. april 2012

Skalatrín 55

Ægtefællepensión

Pens. alder	Under folke- pensionsalder	Over folke- pensionsalder
1	12.901,48	11.761,33
2	25.802,97	23.522,67
3	38.704,45	35.284,00
4	51.605,93	47.045,33
5	64.507,42	58.806,67
6	77.408,90	70.568,00
7	90.310,38	82.329,33
8	103.211,88	94.090,67
9	116.113,36	105.852,00
10	129.014,84	117.613,33
11	141.916,33	129.374,67
12	154.817,81	141.136,00
13	167.719,29	152.897,33
14	180.620,78	164.658,67
15	193.522,26	176.420,00
16	206.423,74	188.181,33
17	217.645,04	198.262,48
18	228.866,33	208.343,62
19	240.087,62	218.424,76
20	251.308,92	228.505,91
21	262.530,21	238.587,05
22	273.751,50	248.668,19
23	284.972,80	258.749,34
24	296.194,10	268.830,48
25	307.415,39	278.911,62
26	318.636,68	288.992,76
27	329.857,98	299.073,91
28	341.079,27	309.155,05
29	352.300,56	319.236,19
30	363.521,86	329.317,34
31	374.743,15	339.398,48
32	385.964,44	349.479,62
33	393.825,35	356.200,38
34	401.686,27	362.921,15
35	409.547,18	369.641,91
36	417.408,09	376.362,67
37	425.269,00	383.083,43

Satserne er gældende fra 1. april 2012

Skalatin 55+ Ægtefællepension

Pens. alder	Under folke- pensionsalder	Over folke- pensionsalder
1	13.676,88	12.536,73
2	27.353,75	25.073,45
3	41.030,63	37.610,18
4	54.707,50	50.146,90
5	68.384,38	62.683,63
6	82.061,25	75.220,35
7	95.738,13	87.757,08
8	109.415,01	100.293,80
9	123.091,89	112.830,53
10	136.768,77	125.367,26
11	150.445,64	137.903,98
12	164.122,52	150.440,71
13	177.799,39	162.977,43
14	191.476,27	175.514,16
15	205.153,14	188.050,88
16	218.830,02	200.587,61
17	230.715,93	211.333,37
18	242.601,85	222.079,14
19	254.487,76	232.824,90
20	266.373,68	243.570,67
21	278.259,59	254.316,43
22	290.145,51	265.062,20
23	302.031,42	275.807,96
24	313.917,35	286.553,73
25	325.803,26	297.299,49
26	337.689,18	308.045,26
27	349.575,09	318.791,02
28	361.461,01	329.536,79
29	373.346,92	340.282,55
30	385.232,84	351.028,32
31	397.118,75	361.774,08
32	409.004,67	372.519,85
33	417.308,66	379.683,69
34	425.612,65	386.847,53
35	433.916,65	394.011,38
36	442.220,64	401.175,22
37	450.524,63	408.339,06

Satserne er gældende fra 1. april 2012

Tabel C. Børnepension og børnepensionstillæg

Pr. 1. april 2012 (inkl. procentregulering 34,0301 pct.)

Børnepension udbetales til en afdød tjenstemands børn under 21 år. Børnepensionstillægget udbetales til børn under 21 år, hvis tjenstemanden er pensioneret.

Pensionstype	Beløb kr. pr. år
Børnepension	29.978,68
Børnepension til forældrelost barn	59.957,37
Børnepensionstillæg	15.797,15

Bilag I. Optjening af pension

Tjenestemandspensionen beregnes som en procentdel af den pensionsgivende løn på det skalatrin, som tjenestemanden pensioneres fra.

Procenterne, der afhænger af den optjente pensionsalder, er vist i skemaet.

Pensionsalder (1-20 år)	Procent af løn	Pensionsalder (21-37 år)	Procent af løn
1	1,75 pct.	21	35,50 pct.
2	3,50 pct.	22	37,00 pct.
3	5,25 pct.	23	38,50 pct.
4	7,00 pct.	24	40,00 pct.
5	8,75 pct.	25	41,50 pct.
6	10,50 pct.	26	43,00 pct.
7	12,25 pct.	27	44,50 pct.
8	14,00 pct.	28	46,00 pct.
9	15,75 pct.	29	47,50 pct.
10	17,50 pct.	30	49,00 pct.
11	19,25 pct.	31	50,50 pct.
12	21,00 pct.	32	52,00 pct.
13	22,75 pct.	33	53,00 pct.
14	24,50 pct.	34	54,00 pct.
15	26,25 pct.	35	55,00 pct.
16	28,00 pct.	36*	56,00 pct.
17	29,50 pct.	37*	57,00 pct.
18	31,00 pct.		
19	32,50 pct.		
20	34,00 pct.		

* Til pensioner beregnet på skalatrin 1-28 ydes der fra 1. april 2012 ved disse pensionsaldrer et særligt tillæg på op til 1.800 kr. årligt

Bilag II. Pensionsgivende lønninger

Grundbeløb niveau 1. oktober 1997 (ekskl. procentregulering)

Skalatrín	Pensionsgivende løn kr. pr. ár	Skalatrín	Pensionsgivende løn kr. pr. ár
1	131.168,56	31	221.653,70
2	133.198,04	32	225.935,95
3	135.282,59	33	230.328,08
4	137.424,97	34	234.836,36
5	139.625,18	35	239.462,99
6	141.887,34	36	244.208,78
7	144.210,09	37	249.078,59
8	146.597,55	38	254.168,80
9	149.051,10	39	259.403,21
10	151.572,11	40	264.773,06
11	154.161,97	41	270.283,09
12	156.823,42	42	275.936,70
13	159.557,85	43	282.062,88
14	162.368,00	44	288.356,48
15	165.253,88	45	294.824,20
16	168.220,99	46	301.470,05
17	171.267,96	47	315.313,56
18	174.400,30	48	336.491,35
19	177.618,00	49	359.956,74
20	180.923,82	50	397.581,73
21	184.321,88	51	452.376,63
22	187.717,13	52	496.691,37
23	191.104,14	53	555.757,70
24	194.587,44	54	626.695,95
25	198.161,00	55	706.248,96
26	201.828,54	55+	752.810,00
27	205.591,00		
28	209.453,43		
29	213.415,37		
30	217.481,83		

Bilag III. Tillæg til pensionister under folkepensionsalderen

Pr. 1. april 2012 (inkl. procentregulering 34,0301 pct.)

Pensions- alder (1-20 år)	Tillæg til pensionister under folkepensionsalderen kr. pr. år	Pensions- alder (21-37 år)	Tillæg til pensionister under folkepensionsalderen kr. pr. år
1	1.140,15	21	23.943,16
2	2.280,30	22	25.083,31
3	3.420,45	23	26.223,46
4	4.560,60	24	27.363,61
5	5.700,75	25	28.503,76
6	6.840,90	26	29.643,92
7	7.981,05	27	30.784,07
8	9.121,20	28	31.924,22
9	10.261,36	29	33.064,37
10	11.401,51	30	34.204,52
11	12.541,66	31	35.344,67
12	13.681,81	32	36.484,82
13	14.821,96	33	37.624,97
14	15.962,11	34	38.765,12
15	17.102,26	35	39.905,27
16	18.242,41	36	41.045,42
17	19.382,56	37	42.185,57
18	20.522,71		
19	21.662,86		
20	22.803,01		

Bilag IV. Oversigt over lønrammer og skalatrin

Lønramme	1. løntrin	2. løntrin	3. løntrin	4. løntrin	5. løntrin	6. løntrin
	Skalatrin					
1	1	2	3	4	5	6
2	6	7	8	9	10	11
3	7	8	9	10	11	12
4	8	9	10	11	12	13
5	9	10	11	12	13	14
6	11	12	13	14	15	
7	12	13	14	15	16	
8	13	14	15	16	17	
9	14	15	16	17	18	
10	15	16	17	18	19	
11	16	17	18	19	20	
12	17	18	19	20	21	
13	18	19	20	21	22	
14	19	20	21	22	23	
15	20	21	22	23	24	
16	21	22	23	24	25	
17	22	23	24	25	26	
18	23	24	25	26	27	
19	24	25	26	27	28	
20	25	27	29	31		
21	26	28	30	32		
22	27	29	31	33		
23	29	31	33	35		
24	30	32	34	36		
25	31	33	35	37		
26	32	34	36	38		
27	33	35	37	39		
28	36	38	40			
29	38	40	42			
30	39	41	43			
31	40	42	44			
32	43	45				
33	46					
34	47					
35	48					
36	49					
37	50					
38	51					
39	52					
40	53					
41	54					
42	55					
42+	55+					

Bilag V. Pensionsudbetalingsalder
for tjenestemænd ansat 1. januar 2007 og senere

Personer født i	Pensionsud- betalingsalder	Personer født i	Pensionsud- betalingsalder
1953:1	60	1962:1	62
1953:2	60	1962:2	62
1954:1	60	1963:1	63
1954:2	60	1963:2	63
1955:1	60	1964:1	63
1955:2	60	1964:2	63
1956:1	60	1965:1	63
1956:2	60	1965:2	63
1957:1	60	1966:1	63
1957:2	60	1966:2	63
1958:1	60	1967:1	64
1958:2	60	1967:2	64
1959:1	60½	1968:1	64
1959:2	61	1968:2	64
1960:1	61½	1969:1	64
1960:2	62	1969:2	64
1961:1	62	1970:1	64
1961:2	62	1970:2	64

Moderniseringsstyrelsen
www.modst.dk

